


Colonial Woodcutter

January 2016



President's Angle By Bill Carbin

INSIDE THIS ISSUE:

<i>President's Angle</i>	1-2
<i>Sandust</i>	3-6
<i>Awards</i>	7
<i>Toy Workshop</i>	8-9
<i>Dinner Photos</i>	10-12
<i>Guild Interest</i>	13-15
<i>Wooden Toys</i>	16-18
<i>Mentor List</i>	19
<i>Safety</i>	20
<i>Wisdom & Wit</i>	21
<i>Sponsors</i>	22
<i>Contact Us</i>	23

Well, most of us survived Thanksgiving. December included not only the AWG Christmas Dinner but also Christmas itself. It was an excellent family gathering, at least in my case. And again, some of us had to let our belts out a notch.

The next regular AWG Guild meeting will be January 14, 2016 at 7PM at:

Davidsonville United
Methodist Church
819 Rt. 214
Davidsonville, MD

The next AWG Board meeting will be January 28, 2016 at 7PM at:

Champion Realty
541A Baltimore
Annapolis Blvd
Severna Park, MD

More info on page 23

The AWG Christmas Dinner was a truly enjoyable celebration. The meal was delicious, and the music was excellent. Candee Van Iderstine won the DeWalt surface planer door prize. Fred Goldstein won a \$500.00 prize to further fund his woodworking education. There were enough table prizes that every couple got at least one memorable gift, and some got multiple gifts. A good time was had by all.

Our next scheduled event will be the 2016 Woodworkers Show held on Friday January 8, Saturday January 9, and Sunday January 10 at the Timonium Fairgrounds. Vicki Kunde has the show well in hand. Again, don't miss the show. There will be a lot of tempting new tools to buy.

At the AWG General Meeting on January 14, 2016, we will find out how many members used their idle time to design a Bible Display Stand for the Davidsonville United Methodist Church. We have high expectations.

Continue page 2

The following gives us AWG bragging rights: the Christmas 2014 edition of the Capital newspaper included an article reporting on our construction and distribution of toys to needy children. The Sunday, December 19, 2015 edition of the Baltimore Sun newspaper included an article about AWG members making and distributing approximately 1000 wooden toys to needy children. The Holiday Issue 2015, # 5 of “The Woodworking Times” included an article on our member-constructed donation of wooden toys. From A.A. County to National recognition within 12 months! Job well done! Top that for bragging if you can!

We have great aspirations that 2016 will be as interesting and informative as 2015.

Happy New Year!

Bill

A Letter submitted to the AWG website:

You don't know me, and I don't know you. However, you have touched the heart of my baby boy. Words can't even explain the pure happiness and joy I felt when my son got off the school bus this afternoon with a beautiful handcrafted truck that he was given at school. I tried to find a Facebook page for you all to share my sincere gratefulness but couldn't. All I had to go off of was a note that was attached to the truck saying who you were. You see my 5 year old son, Landon, has Autism, and absolutely loves trucks and cars. I truly hope you realize just how much you've truly made someone's day brighter. His happiness and smile was amazing. Thank you so much for what you do.

-The Duffy Family



Weather & General Meetings

If Anne Arundel schools are closed due to inclement weather, there will be no General Meeting.

Experienced Sawdust

By and about Andy Borland



Q. TELL US ABOUT YOURSELF; HOMETOWN, BACKGROUND, EDUCATION, PROFESSION, AND OTHER INTERESTS.

Well, I was born in Durham, North Carolina and grew up there. I attended Duke University for three years and graduated from what today is called Barton College in Wilson, N.C. I came to Annapolis and taught for three months at Annapolis High School. It was at AHS that I met my soon-to-be wife, Katie. I was transferred to Severna Park where I taught and coached football, track, and wrestling. I spent 35 years at Severna Park HS. I have had many hobbies throughout the years, but woodworking has been very rewarding.

Q. WHAT GOT YOU INTERESTED IN WOODWORKING?

When I had extra time at Severna Park after school, I went to the wood shop and started on projects. The first was a hand-held mirror for my wife. She still uses it today. My second project was a hatch cover table with trestle legs and brass bands on each end. I was hooked. From there I made about sixteen blanket chests, checkboards, and bookcases.

Q. WHAT DID YOU EXPECT FROM THE GUILD, AND DID WE AS A GUILD MEET YOUR EXPECTATIONS?

I had no idea what I expected from the guild, but boy, did it blow me away. I have learned so much from other woodworkers and from doing service projects and being an active member of AWG. I encourage all of you to get involved and run for office and become a volunteer. You will not be sorry, I promise.





Q. HOW LONG HAVE YOU BEEN INTERESTED IN WOODWORKING?

I have been interested in woodworking since the mid 70s (40 years). Those years have produced many projects and created much satisfaction. Some of those projects have become heirlooms in people's homes, including a blanket chest, mission end tables, and a changing table that became a bookcase in our daughter's home.

Q. WHAT ARE YOUR FAVORITE WOODWORKING PROJECTS?

Boxes are probably my favorite items to make. There are many ways to make a box, and to give one away is a fantastic way to please someone. Nearly everything you make is a box. A table is a box, and a frame is just a shallow box.

Q. WHAT WOODWORKING PUBLICATIONS DO YOU READ, AND WHICH ONE DO YOU REFER TO MOST ?

I subscribe to many, but my favorite is WOOD MAGAZINE. FINE WOODWORKING is much of the time over my head. I prefer many times to think out of the box and make the projects my way.



Q. HAVE YOU RECEIVED AWARDS OR RECOGNITIONS FOR ANY OF YOUR WOODWORKING PROJECTS? IF SO, WHAT WERE THEY FOR AND FROM WHOM?

I received the Blue Ribbon from the Anne Arundel County Woodworking Show for best in the Adult Education Division. It was for the hatch cover trestle table mentioned above. Al Veiel said when he was interviewed that the only recognition he received was from his family, when they said “thank you.” I agree.

Q. WHAT OR WHO HAS INFLUENCED YOUR WOODWORKING INTERESTS?

This a long list. Jim Luck has been a constant mentor. George Swisher has been a great teacher. Every time you walk through his door you learn something. Don Ames is fabulous. Just being with him, his quiet manner, brings woodworking to life.

Left to right:

Luck Swisher Ames



The men in our toy workshop teach each other every time we meet. They are Barry Frankel, Paul Dodson, Bill Carbin, yours truly, Jim Jordan, Will Hottle, and Don Ames.





Mission Style Table

From Changing Table to bookcase.



Q. DESCRIBE YOUR WORKSHOP (LOCATION, SIZE, POWER TOOLS, IMPORTANT HAND TOOLS, JIGS COMMONLY USED, AND IS THERE ANYTHING UNUSUAL ABOUT YOUR SHOP?)

I have a 20 by 24 workshop on the back of my garage. It is a mess! I have real trouble with dust and staying organized with seven men in my shop once a week. I have all the tools except for a lathe and a Performax sander. I use many different types of sleds on my table saw.

Q. ARE YOU DOING ANYTHING SPECIAL NOW THAT GIVES YOU GREAT JOY?

Giving of the toys we all have made to schools and charities during this holiday season is a true joy. We made in excess of 1000 toys, and we have had a ball giving them away. I would encourage each of you to build toys and find local charities where you can donate them. I also make a toy for each child who is baptized at our church. The toy has a penny in it for the day the child receives his Christian name. That is my story and I am sticking to it.



Make Sawdust

AWARDS

Adam Schmitt was recognized for always having the room set up for our AWG meetings, having hot coffee ready, iced soft drinks and to remedy problems that arise.



President Bill Carbin presents Paul Dodson with an “Outstanding Service” award for involvement with the Chesapeake String of Pearls Project, organizing the AWG picnic, and Christmas party, teaching scoll-sawing classes, and I’m out of space.



Harlan Ray, Jr. continues his tradition of awarding a “wooden tie” to the serving AWG President. President Bill Carbin receives an assist from Paul Dodson.

Toy Workshop by Andy Borland

The men who worked on the toys for Christmas 2015 started last winter. They worked all year long to make the toys (1000+). They have been distributed to local schools and charities this year. Many woodworkers contributed to the toys we distributed. We would like to thank Don Ames, Bill Carbin, Paul Dodson, Barry Frankel, Will Hottle, Jim Jordan, Andy Borland, Lloyd Gleason, Phil Carroll, Jack Hirrlinger, Fred Goldstein And Chris Mc Donald. A huge thank you to all who participated.



We received many kudos from the places we delivered toys. Some of the teachers used the thank you notes as a writing lesson and , others were teaching them to just say, “thank you.” Below are some examples along some toy pictures. The wands, trucks and boxes were a huge hit.





Christmas Party

All party photos by Harry Smith.







GUILD INTERESTS

Upcoming Events

January 8-10 Baltimore Woodworking Show. See woodworkingshows.com

January 17-20 Working Wood in the 18th Century at Colonial Williamsburg
 January 21-24 See history.org.

March 12 P.A.T.I.N.A. Tool Show & Auction See [patina tools.org/auction](http://patina-tools.org/auction)

March 12



More information at davidsonvillemaryland.org

May 13 & 14



Fox Chapel Open House & Woodworking Show. See Wood-Show.com

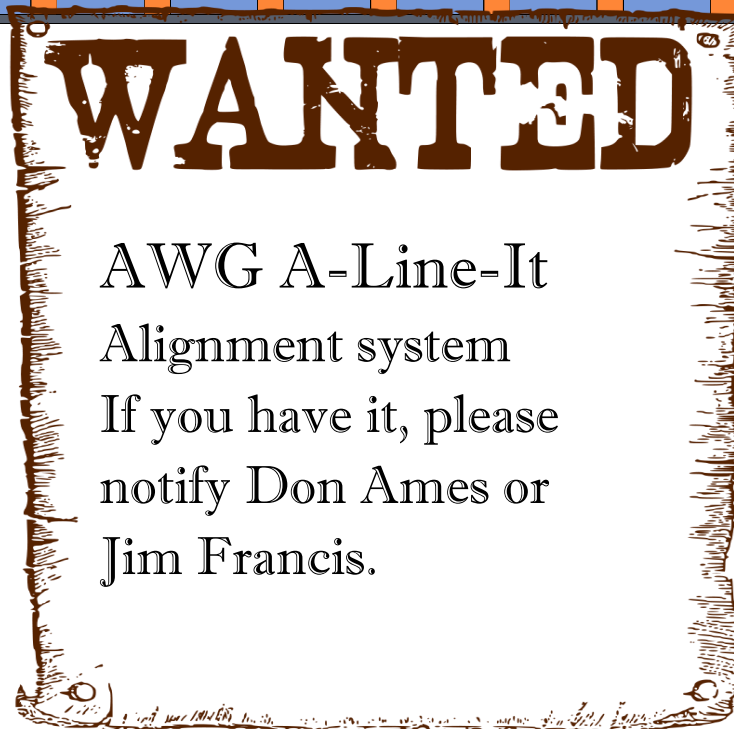
Know nothing else about the photo.

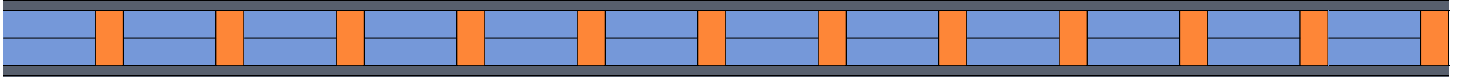


PROJECT: Design a Bible Stand for the Davidsonville United Methodist Church

Location:	Indoors, in meeting room
Space Available:	42" wide by 20" deep
Design:	Floor mounted
Bible Dimensions:	3-1/2" by 16" by 11-1/2". Bible will be displayed closed.
Height:	Adam Schmitt suggests about 40" high
Top & Bible Support:	To be sloped from back to front.
Top:	Clear glass or acrylic and hinged, with UV protection.
Material:	Oak
Finish:	Clear
Lock:	To be determined.
Cost:	The Church will pay for materials.
Conditions:	Submit your proposed design at the January AWG General Meeting.

The winner will be announced at the February AWG Meeting and will receive a \$50.00 Visa gift card.





AWG Training Award Program

PROGRAM DESCRIPTION: Periodically throughout the calendar year (approximately 2/year) a ticket will be issued to those AWG members wishing to participate in a special drawing. Drawings will occur in the month of May and December. The winner will receive \$500 dollars to be used solely for training purposes in a woodworking area of their choice.

Entry into the drawing is free. Entries will be collected during the General Membership meetings in April and November. AWG members can also e-mail an entry to the President during the collection period. At the AGW General Membership meetings in May and December a winner will be randomly selected. One ticket per active member will be issued. The AWG Treasurer will verify his/her membership.

Winners do not have to be present to win.

Winners cannot sell or transfer the award.

The money can only be used for woodworking training purposes to provide the Guild Member the opportunity to enhance his or her present woodworking skills. It cannot be used for tool purchases, airfare, food or lodging. The award dollars will not be issued to the winner but instead sent directly to the school or training facility where the course is conducted.

Winner has one year to spend the money. AWG Membership Chairman must keep records.

In the event a winner cancels the course, for whatever reason, or does not complete the training course; the member is responsible for returning to the Guild the \$500.00 in a timely basis [thirty days].

The winner after completion is required to brief AWG at a General Membership meeting on the course taken, item produced and lessons/benefits received from the course.


Wooden Toys Made at BayWoods of Annapolis

By Karl E. Hoke, Resident Wood Shop Chairman

For the past eight years, the Wood Shop at BayWoods of Annapolis, a senior retirement community, has made wooden toys by craftsmen who live there. In December, some of the toys were given to charitable organizations such as Sarah's House. The toys have also been popular with residents as gifts to grand and great grandchildren.

The first toy, a tugboat, was designed by the well-known naval architect Richards (Dick) Miller, who resided at BayWoods. Members of the Wood Shop made about 20 of the tug boats. The second year, popular demand for another toy resulted in a wooden logging truck. The body was made from wood scraps of cherry, oak, or maple. The cargo of logs provided an education in wood types. Five logs, one each of maple, oak, ebony, mahogany and Ipe were included. A card provided with each truck identified the woods used. About 20 of these toys were made.

For the third year, the toy was a farm tractor pulling a trailer loaded with milk cans and



barrels. The body of the tractor was made from Koa wood obtained from a discarded table. Other parts were made from red cedar, yellow heart maple, and oak. About 40 of these toys were quickly requested. Again, a note accompanied each toy to help children identify the woods used.



A sports car resembling a Bentley in style was the toy for the fourth year. The body was made from mahogany or pine with maple wheels, a Plexi-glas windshield, and oak bumpers. Some of these were finished in the natural wood colors; others were painted metallic blue, red or silver.



A fire truck was the choice for the fifth year. It was made from eastern red cedar, maple and oak. All parts were kept in the natural colors except a painted red light on top of the cab and fireman's hats. Forty of these toys were made.

The next year, two airplane models were constructed. One was a "float" plane, and about 50 were made from maple and mahogany. The other plane, a replica of the P-40 fighter planes from World War II, was constructed using red cedar and oak. These were made by a retired pilot who flew this plane in the Far East during WWII and were gifted to his five great grandchildren. Decals indicated the planes' identification.





A toy train was a popular choice for the seventh year. It consisted of an engine, passenger car and caboose made from cherry and maple. A shellac finish was added which enhanced the beauty of the wood and helped to protect it during cleaning. Fifty five of these were supplied to residents who shipped them to Georgia, Pennsylvania, and as far away as California, Hawaii, Canada, and Italy.

In 2015, a golf cart made from maple and walnut was chosen. These woods provided nice contrast between the different parts of the cart. Two riders were added along with two golf bags complete with a few clubs. The 41 carts were quickly claimed and distributed widely. Three AWG members, Bob D'Angelo, Tom Brown, and I, as well as several BayWoods shop members, worked on this project. The choice of toy for next fall awaits an enthusiastic group of toy makers and customers.



a





From the left:
 Jack Hirrlinger
 Lee Marshall
 Paul Dodson
 Pat Applegate
 Jim Francis
 Harlan Ray, Jr.
 Don Ames
 Bill Carbin
 Ed Stone
 Fred Oakes
 Andy Borland
 Jim Luck

Prior Presidents

Mentor List

Last Name	First Name	Phone	E-mail	Mentor Subject
Ames	Don	410-268-0509	dfames@verizon.net	Use and maintenance of Edge Tools (planes, chisels, scrapers)
Applegate	Patrick	410-426-8287	pappleg@jhmi.edu	Finishing with Shellac (brushed and padded)
Arndt	Michael	410-551-8588	MarylandWood-Pro@gmail.com	General wood finishing and finish restoration/repair
Ashby	Bob	410-969-2910	toolsrus58@comcast.net	Shapers, router tables and tooling for same
Borland	Andy	410-647-1242	AHBorland@aol.com	Box making
Chavez	Harry	410-863-5940	harry.chavez@gmail.com	Intarsia
Dodson	Paul	410-760-5382	pdwood-crafts@verizon.net	Scroll saws and scrolling
Hirrlinger	Jack	410-798-1339	tjhirr@verizon.net	Toys, tricks and puzzles
Luck	Jim	410-647-6622	jfl639@verizon.net	Inlay and shaker boxes

New Year's Resolution



Wisdom, Wit & Whatnot


Maple, Hard "Natural"
(*Acer saccharum*)



Hard maple is heavy, hard, strong and resistant to shock and abrasion. The heartwood of the tree is reddish brown and its sapwood is near white with a slight reddish-brown tinge. Another natural characteristic is the dark mineral streaks that occur predominantly in the heartwood.

Source:

Architectural Woodwork Institute
46179 Westlake Dr., Suite 120
Potomac Falls, Va 20165
571-323-3636 awinet.org



Support Our Sponsors

Wurth Wood Group	Hartville Tools	Exotic Lumber Co.
6660 Santa Barbara Rd.	Hartville, OH 44623	1610 Whitehall Rd.
Elkridge, MD 21075	Hartvilletool.com	Annapolis, MD 21409
800-935-6229	800-345-2396	410-349-1705

World of Hardwoods	Brusso Hardware LLC	Klingspor
809 Barkwood Ct.	67-69 Greylock Ave	2555 Tate Blvd. S.E.
Suite #1	Belleville, NJ 07109	Hickory, NC 28603
Linthicum, MD 21090	Brusso.com	Klingspor.com
410-636-3991	1-212-337-8510	800-645-5555

**Somerset Door &
Column Company**
174 Sagamore St.
Somerset, PA 15501
Doorandcolumn.com
800-242-7916

American Woodcrafters Supply
212 East Main, Box G
Riceville, IA 50466
Americanwoodcrafterssupply.com
1-800-995-4032

OFFICERS

The Executive Officers for May, 2015- May, 2016 are:

President - Bill Carbin <president@annapoliswoodworkers.org>

1st Vice President - Will Hottle <vp1@annapoliswoodworkers.org>

2nd Vice President - Fred Oakes <vp2@annapoliswoodworkers.org>

Secretary - Phil Carroll <secretary@annapoliswoodworkers.org>

Treasurer - Karl Hoke <treasurer@annapoliswoodworkers.org>

Membership Chairman - Sandy Ashton <memchair@annapoliswoodworkers.org>

Program Chairman - Richard Hodgdon <progchair@annapoliswoodworkers.org>

The other officers are:

- Newsletter Editor - Ritch Valentich <news@annapoliswoodworkers.org>
- Education Chairmen - Pat Applegate & Mike Arndt
<educhair@annapoliswoodworkers.org>
- Librarian - Lloyd Gleason <libr@annapoliswoodworkers.org>
- Endowment Coordinator - Mike Arndt
- Entertainment Coordinator - Paul Dodson
- Show Coordinator- Vicki Kunde
- Show & Tell Coordinator - Jack Hirrlinger
- Special Projects Coordinator - Harlan Ray
- Tour Coordinator - Harlan Ray
- Charity Coordinator - Andy Borland
- Historian - Jim Francis
- Webmaster - Dave Tate

General Membership Meetings:

2nd Thursday of each month 7 PM

Davidsonville United Methodist Church

#819, Route 214, Davidsonville, MD

Executive Board Meetings:

4th Thursday of each month 7PM

Champion Realty

541A Baltimore Annapolis Blvd

Severna Park, MD

Annual Membership Dues \$35

Due on the anniversary of the date you joined AWG.

Website

Annapoliswoodowrkers.org

Address correspondence to:

Annapolis Woodworkers Guild

P.O. Box 6001

Annapolis, MD 21401