


Colonial Woodcutter

April
2015



INSIDE THIS ISSUE:

<i>President's Angle</i>	1
<i>Sawdust</i>	2-5
<i>Guild Interest</i>	6-9
<i>Mentor List</i>	9
<i>New Members</i>	10-11
<i>Raffle Results</i>	12
<i>Show & Tell</i>	13-15
<i>Sponsors</i>	16
<i>Contact Us</i>	17

The President's Angle

The next AWG Guild meeting will be April 9, 2015 at 7PM at:

Davidsonville United
Methodist Church
819 Rt. 214
Davidsonville, Md

The next AWG Board meeting will be April 23 7PM at:

Champion Realty
541A Baltimore
Annapolis Blvd
Severna Park, MD

More info at page 17

We are approaching our Guild Board meetings now by running within the framework of Robert's Rules of Order. After much discussion, all is going reasonably well in amending the Bylaws which will come up for a vote at our next General Meeting on the 9th of April. One item that seems most important in my mind is allowing additional terms for elected positions that are becoming increasingly difficult to fill and require more than just a willingness to serve the Guild. Thanks, also, to our by-laws committee for working hard to adjust the to fit with the more modern means of communication that are readily available.

Recently, we were asked to consider supporting the Church's youth group for their annual golf outing with a donation and possible 4-some (see Pat Applegate). The Chesapeake Bay supporters known as the String of Pearls (Richard Lahn is a notable member of this group) is asking us to build a display case for the courthouse in Annapolis, and with Don Ames's help, we are interacting with them to make that happen. The box classes and our next speaker, Doug Stowe, are exciting events on the horizon.

Experienced Sawdust by Andy Borland

Ritch Valentich

My basement work area.
I hesitate to call it a shop



BELOW IS A QUESTION AND ANSWER WITH PAST PRESIDENT AND LONG TERM MEMBER RICH VALENTICH.

Q. TELL US ABOUT YOURSELF; HOMETOWN, BACKGROUND, EDUCATION, PROFESSION, AND OTHER INTERESTS?

I was born and raised in Newton Falls, Ohio and moved to Greenbelt, Maryland in 1962. Graduated High Point High School in 1965 and did a stint in the Army. I went to Maryland at night on the G.I. bill, while working at the post office as a mail carrier. In 1979 I got an inside job in D.C., and stayed there until I retired in 2010. Besides woodworking, I dabble in stained glass, photography, reading, and gardening.

Q. HOW LONG HAVE YOU BEEN INTERESTED IN WOODWORKING?

Oh, I would have to guess since the early 70's. I started with a small basic end table and coffee table. Later, when kids came, woodworking projects were few and took a long time to complete.

Q. YOU HAVE REALLY BEEN INVOLVED IN OUR GUILD. HOW MANY POSITIONS HAVE YOU HELD AND WHAT DO YOU GET OUT OF BEING SO INVOLVED?

JJ Smith was the incoming President and he asked for volunteers. I gave him my name and a few days later he called and said he needed a secretary, which was the last thing I wanted to do, but I agreed. That turned out to have been one smart move. By becoming involved I met more people faster than only attending the monthly meetings. Of course, then you are in for the cycle: President, Treasurer, Program Chair, etc., but here is the thing: in any office or position I have held there have always been others to help. You are not thrown in the water to sink or swim.

Q. WHAT GOT YOU INTERESTED IN WOODWORKING?

Necessity. After my first marriage ended I needed a dining table and a few other things and had more time than money. Nothing at that time was eye appealing, but they served their purpose. I realized then that I enjoyed working with wood.

Q. WHAT ARE YOUR FAVORITE WOODWORKING PROJECTS?

At the moment I have two stools, two music stands, three boxes, and numerous frames in various stages of completion. So whichever item gets done first with the least amount of setbacks will be my favorite.

Q. HAVE YOU RECEIVED AWARDS OR RECOGNITIONS FOR ANY OF YOUR WOODWORKING PROJECTS? IF SO, WHAT WERE THEY FOR AND BY WHOM?

No formal awards, but self satisfaction and having them appreciated by others is enough.

Q. WHAT OR WHO HAS INFLUENCED YOUR WOODWORKING INTEREST?

I like the Arts & Crafts Style and the simplicity of the Shakers. The rest of this is a shameless plug for AWG. From various guest speakers, and fellow members I realized they make mistakes like I do and it is no sin to scrap it and try again. Before AWG, applying a finish meant a coat of Minwax. Now I know that a good finish will make or break a project and that still scares me.

Q. WHAT WOODWORKING PUBLICATIONS DO YOU READ, AND WHICH ONE DO YOU REFER TO MOST OFTEN?

I probably took them all at one time or another. Now I'm at the point where I do not need any additional projects to add to my want-to-do list. The last remaining two are Fine Woodworking and Popular Woodworking. I find that's where a lot of my projects come from and I find each of them entertaining.

Q. DESCRIBE YOUR WORKSHOP (LOCATION, SIZE, POWER TOOLS, IMPORTANT HAND TOOLS, JIGS COMMONLY USED AND IS THERE ANYTHING UNUSAL ABOUT YOUR SHOP.

All power tools were in the garage, which lacked heat and air conditioning. I was getting tired of moving two or three machines to get to the one I needed. About this time I discovered the Laurel-Beltsville Senior Center had a woodworking shop and have been utilizing the equipment out there. I cleared the garage of everything except a router table, radial arm saw and a small lathe. Now I can do woodworking year around at the Senior center. In a basement corner I have a 9 X 11 space, which I share with a freezer and a few storage shelves. There is a 2 X 6 viseless work table. I'm trying to become more adept with hand tools, which means I have honed my sharpening skills from poor to passable.



“My” woodworking shop at the Laurel-Beltsville Senior Activity Center.

Q. ARE YOU DOING ANYTHING SPECIAL NOW THAT GIVES YOU GREAT JOY?

Never thought I would be enjoying retirement as much as I am. I have been taking a lot of non-credit courses through S.A.G.E (Seasoned Adults Growing Educationally. Cute, huh?) Stuff I would never have thought of doing before, like Shakespeare, Philosophy, poetry, drawing. Trying to learn the piano and guitar. I'm a strong believer in that adage, "use it or lose it."

Q. ARE YOU HAVING FUN BEING OUR NEW EDITOR OF THE NEWSLETTER?

I thought you were being funny with this question, but yes I am. It took some time and I'm still learning the system, but like things in previous question it's something new and challenging. As with other positions I have held I'm not doing this alone. Honestly, if I wasn't sure there would be lots of help I would not have volunteered. There are so many other people in the Guild giving their time I felt it was the least I could do.

Timeline for Woodworker's Hand Tools

<i>Tool</i>	<i>Stone Age</i>	<i>Bronze Age</i>	<i>Early Iron Age</i>	<i>Greek and Roman</i>	<i>Dark Ages</i>	<i>Middle Ages</i>	<i>1600 to 1800</i>	<i>1800 to 1962</i>
Axe	x	x	x	x	x	x	x	x
Adze	x	x	x	x	x	x	x	x
Knife	x	x	x	x	x	x	x	x
Chisel	x	x	x	x	x	x	x	x
Auger	x	x	x	x	x	x	x	x
Hand-saw		x	x	x	x	x	x	x
Cross-cut saw		x	x	x	x	x	x	x
Bow drill		x	x	x	x	x	x	x
Drawknife			x	x	x	x	x	x
Rule				x	x	x	x	x
Plane, smooth				x	x	x	x	x
" jack				x	x	x	x	x
" plough				x	x	x	x	x
" moulding				x	x	x	x	x
T-axe					x	x	x	x
Breast auger					x	x	x	x
Brace						x	x	x
Plane, try						x	x	x
" mitre						x	x	x
" shoulder						x	x	x
Saw, fret						x	x	x
" tenon							x	x
Spokeshave							x	x
Marking gauge							x	x
Breast drill								x
Screwdriver								x
Twist bits								x
All-metal planes								x
Metal brace								x

**Source: Adapted from W L Goodman,
History of Woodworking Tools, 1962**

Guild Interests



Hugh Houghton and Harlan Ray representing AWG at the Green Expo in Davidsonville. Vicki Kunde attended and reported there was a good crowd despite the rain and cold. A lot of freebies were offered, including trees, tote bags, music, and handouts to make your yard green.

April Speaker

Doug Stowe will begin his box making weekend with AWG as our monthly meeting speaker. I'm not sure what the topic will be, but I am sure the subject of boxes will arise. See following page.

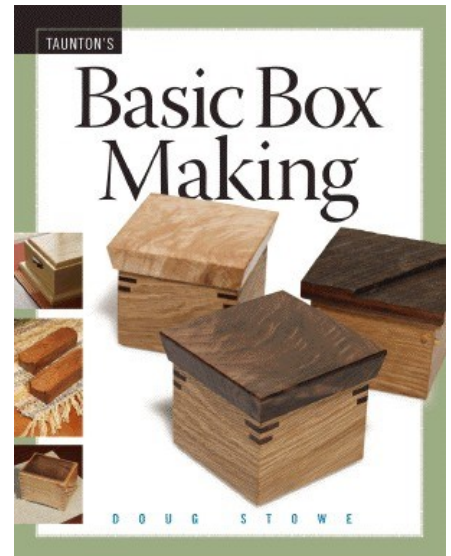
Upcoming Events

- May 1-2** Lie-Nielsen Tool Event (lie-Nielsen.com)
Exotic Lumber, Frederick, MD 21701
- May 8-9** Fox Chapel Open House & Woodworking Show
(Wood-Show.com)

*Annapolis Woodworkers Guild Master Class Series
with Douglas R. Stowe*

Friday April 10 through 12, 2015

The following members were randomly selected at the March meeting to attend the Doug Stowe series on box making. The list has changed due to people not being able to attend. If you were affected by any change you would have been notified by Pat Applegate.



Three Day Class

Don Ames
Joe Zorica
Sue Springett
Al Veiel
Chris Smaldone
Melva Daniel
Rich Schmitt
Sandford Ashton
Bill Powell
Richard Valentich

Alternates:

Karl Hoke
Adam Schmidt

Friday

Jerry Simpson
Barry Frankel
Jim Francis
Mike Arndt
Bob Pearson
Phil Carroll
Bill Carbin
Dave Tate
Rich Ellery
Andy Borland
Pat Carney
Paul Dodson
Candee Van Iderstine
Fred Oakes
Bill O'Berry

Alternates

Bill Hallow
Jim Luck

March 24th Box Class

Instructors

From the left;

Don Ames

Andy Borland

Bill Carbin



Photos by Sue Springett

Students

From the left;

Candee

Van Iderstine

Your editor

Sue Springett



I had a many-paragraph report on this class, but the 3 instructors invoked the Vegas Rule- - what happens in Don's shop stays in Don's shop. Needless to say, we learned and laughed a lot. Many thanks to Don, Andy, and Bill.

Proposed Bylaw Vote

At the April 9th meeting we will vote on proposed changes to the bylaws. A separate email will provide you with a copy of bylaws with the changes.

Note to Jack Hirlinger the toy Maker

Dear Jack,

As the toy designer and maker I imagine you had much to do with the toys that were built for the children in need. Fabulous job. Our community appreciated the hard work you put into each year.

Your friends at Mission BBQ



Mentor List

Last Name	First Name	Phone	E-mail	Mentor Subject
Ames	Don	410-268-0509	dfames@verizon.net	Use and maintenance of Edge Tools (planes, chisels, scrapers)
Applegate	Patrick	410-426-8287	papple@jhmi.edu	Finishing with Shellac (brushed and padded)
Arndt	Michael	410-551-8588	MarylandWoodPro@gmail.com	General wood finishing and finish restoration/repair
Ashby	Bob	410-969-2910	toolsrus58@comcast.net	Shapers, router tables and tooling for same
Borland	Andy	410-647-1242	AHBorland@aol.com	Boxmaking
Chavez	Harry	410-863-5940	harry.chavez@gmail.com	Intarsia
Dodson	Paul	410-760-5382	pdwoodcrafts@verizon.net	Scroll saws and scrolling
Hirlinger	Jack	410-798-1339	tjihirr@verizon.net	Toys, tricks and puzzles
Luck	Jim	410-647-6622	jfl39@verizon.net	Inlay and shaker boxes

New Members

by Jim Francis

Photo Andy Borland

JOHN FAHNESTOCK

Welcome new member John Fahnestock, a native Marylander who presently lives in Lusby, MD. He is married and has four children. John attended Virginia Tech where he graduated with an Aerospace Degree. During his teenage years, he started woodworking by fixing/restoring an old house. For the last twenty years he has collected tools and wood while making some things for friends and family. Today John has a dedicated 24 x 40 ft. shop which is still a work in progress. He loves old tools and is presently restoring a 36-inch Crescent Bandsaw and a 16-inch Monarch RAS. John cuts his own wood using a chainsaw mill or a Cooks portable band mill. For those of you who like to restore machinery, please say hello to John.



March Speaker

Brian Graham gave a very informative presentation on wide ranging aspects of using the bandsaw. Brian can be reached at festoolubershop.com



Chris Smaldone



I was born and raised in North Jersey on the ski mountains of Mountain Creek. I'm the oldest of four: two sisters, Katie who is 14 and Rylee who is 11, and one brother, Tommy, who is 10.

My great-uncle used to own an antique repair and cabinetry shop that I first saw when I was ten years old and fell in love with the idea of it. Got away from it all for a while and then went and worked with him last summer a bit. Wanted to learn more after I came back to the Academy, searched for resources online and saw the Guild. Showed up at the picnic last year and became a member as soon as I was able.

Attached is an image of a hanging wine rack I made for my girlfriend and a picture of me you can use because my attendance is usually iffy at the meetings. It's when I accepted my service selection of Marine Corps Ground.



Editor's note;

Chris will be graduating June week from the Naval Academy. We were honored to have Chris as the first midshipman as a member of AWG.




The Lucky Ones



Don Ames won the Lowe's gift card.



Hold down - Tom Lahdelma




Chris McDonald


Also, Melva Daniel a video winner. Not pictured.



Steve Townsend



Pat Carney



Sue Springett

Show & Tell

All Show & Tell photos
by Andy Borland

Bernie Lammers with his
Southern Cellarette.*

* small furniture cabinet used
to store bottles of alcoholic
beverages



Doug Richardson swinging his home-
made wooden mallet.



Bill Carbin




Charles Cadle, Jr.



Boxes of various sizes and uses.



Rodger Young



Chris McDonald

Dave Tate shows his heart and trivets.



Courtesy of
VintageHoli-
dayCrafts.com

Carl Wick displays his vase, or
maybe an urn.



Support Our Sponsors

Wurth Wood Group	Hartville Tools	Exotic Lumber Co.
6660 Santa Barbara Rd.	Hartville, Oh 44623	1610 Whitehall Rd.
Elkridge, Md 21075	Hartvilletool.com	Annapolis, Md 21409
800-935-6229	800-345-2396	410-349-1705

World of Hardwoods	Brusso Hardware LLC	Klingspor
809 Barkwood Ct.	67-69 Greylock Ave	2555 Tate Blvd. S.E.
Suite #1	Belleville, NJ 07109	Hickory, NC 28603
Linthicum, Md. 21090	Brusso.com	Klingspor.com
410-636-3991	1-212-337-8510	800-645-5555

**Somerset Door &
Column Company**
174 Sagamore St.
Somerset, Pa 15501
Doorandcolumn.com
800-242-7916

American Woodcrafters Supply
212 East Main, Box G
Riceville, IA 50466
Americanwoodcrafterssupply.com
1-800-995-4032

OFFICERS

The Executive Officers for May, 2014- May, 2015 are:

President – Fred Oakes <president@annapoliswoodworkers.org>

1st Vice President – Bill Carbin <vp1@annapoliswoodworkers.org>

2nd Vice President – Paul Dodson <vp2@annapoliswoodworkers.org>

Secretary – Phil Carroll <secretary@annapoliswoodworkers.org>

Treasurer – Karl Hoke <treasurer@annapoliswoodworkers.org>

Membership Chairman – Bob Bridgers <memchair@annapoliswoodworkers.org>

Program Chairman – Richard Ellery <progchair@annapoliswoodworkers.org>

The other officers are:

- Newsletter Editor – Ritch Valentich <news@annapoliswoodworkers.org>
- Education Chairmen – Pat Applegate & Mike Arndt <educhair@annapoliswoodworkers.org>
- Librarian – Lloyd Gleason <libr@annapoliswoodworkers.org>
- Endowment Coordinator – Richard Valentich
- Entertainment Coordinator – Al Veiel
- Show Coordinators– Paul Dodson & Vicki Kunde
- Show & Tell Coordinator – Jack Hirrlinger
- Special Projects Coordinator – Harlan Ray
- Tour Coordinator – Harlan Ray
- Charity Coordinator – Vicki Kunde
- Historian Jim Francis
- Webmaster Dave Tate

General Membership Meetings:

2nd Thursday of each month 7 PM

Davidsonville United Methodist Church

#819, Route 214, Davidsonville, MD

Executive Board Meetings:

4th Thursday of each month 7PM

Champion Realty

541A Baltimore Annapolis Blvd

Severna Park, MD

Annual Membership Dues \$35

Due on the anniversary of the date you joined AWG.

Website

annapoliswoodworkers.org

Address correspondence to:

Annapolis Woodworkers Guild

P.O. Box 6001

Annapolis, MD 21014