

# The Colonial Woodcutter

## The Newsletter of the Annapolis Woodworkers Guild

Meeting 7:00 PM August 10th, Davidsonville United Methodist Church



August Meeting:  
Annual Tool Swap

August 2023

# Contents

August 2023 President's Message .....	3
August Monthly Meeting.....	4
August Tool Swap: .....	4
July Meeting .....	5
Safety Brief.....	5
Upcoming Finishing Round Table .....	6
July Speaker: Shannon Rogers .....	7
Show and Tell .....	10
July Raffle Winners .....	14
Former President's Award .....	15
Tip of the Month.....	16
AWG Member Mentors .....	17
AWG Officers .....	18
AWG's Supporting Vendors .....	19

## *Newsletter Submissions*

If you have new projects, tools or fixtures that may interest to others, or if you have found a wood related news story, please share them with the Guild. Send a description, with pictures if possible, for inclusion in the Colonial Woodcutter to the editor, Duncan Adams at [duncanladams@gmail.com](mailto:duncanladams@gmail.com). Items submitted by the first Thursday of the month will be published.

Many thanks to those who contributed to this months' issue.

# August 2023 President's Message

Greetings fellow woodworkers,

This morning a newspaper article got me thinking about the value of our organization. The article was in part about an individual who felt he had lost a great deal during Covid, when he was (as we were) effectively isolated from our previous "society" –family, friends, colleagues, even strangers and gatherings in general. After a couple years in isolation, he learned to live without interacting with others and was now slowly working his way back to how things used to be and a life much richer because of the contributions of others.

I can certainly identify with this. Even though I've been "Zooming" for what seems like an eternity there is nothing like having a face-to-face conversation with someone who shares an interest with me. I very much enjoy the minor chaos of our monthly meetings. It means there are friendships being made and ideas are being shared and debated. I hope you value this opportunity to interact with others who share our common interest in all things wood. If you have learned to isolate too well, please consider, maybe bravely, coming back to our meetings to share once again in this little bit of society. If you have been coming to meetings, kick it up a notch – come to our tool swap this month, take a class or volunteer in some fashion to help us keep this valuable organization strong. All of us will benefit.



Carl Wick

# **August Monthly Meeting**

**Thursday, August 10th, 2023, 7:00PM**

**Davidsonville United Methodist Church**

**819 W Central Ave, Davidsonville, MD 21035**

Please join us for our monthly meeting of the Guild.

## **August Tool Swap:**

August's general membership meeting will be our annual tool swap. This is your chance to dig out any tools, accessories, or other woodworking related items and find them a new home with Guild.

Here are some recommendations for those that may have never participated in our tool swap before:

- Bring ample cash for purchases or for change on sales.
- Consider some kind of signage, or price stickers.
- Don't expect to get rich/be reasonable with expectations on sale prices.

If you have a large object, it's probably better to request a broadcast to the guild via email beforehand or instead of hauling the large object to the swap (many of us might not have the means to take the large object home at the time of the swap)

This is often a great opportunity to pick up some starter tools from fellow guild members who would like to see the tools go to a good home.

# July Meeting

President Carl Wick brought the meeting to order and introduced First Vice president Jim Cowan who presented the safety brief.



## Safety Brief

In his first safety brief Jim Cowan expanded the view of safety beyond the area of shop safety to safety concerns generally, including Guild meetings. He urged the Guild to assure preparedness to handle any emergency that might occur during a meeting, including a member with a health crisis or a fire. The newsletter staff heartily seconds this proposal.

Jim also presented a technique for improving the strength of a human chain when rescuing flood victims.



# Upcoming Finishing Round Table

In September, the Guild will dedicate the speaker portion of our meeting to a discussion about finishing. As we are all too well aware, finishing is often the make or break step in our project. Getting the finish “just right” can be a challenge. We have had speakers talk about finishing and most speakers will at least mention it. However, we are confident that there is a lot of knowledge and experience right here in our own membership. While most of us are not experts, nearly all of us have some experience with finishing, and so, great, good or - yes- even a dismal failure, we would like to hear about it. We need to learn from others, because we don't have time to make all the mistakes ourselves.

We received only a limited response on our signup sheet at the July meeting, so we are asking again. To be clear, we would like to have a few more members commit to sharing their experience with finishing. For example, talking about your favorite finishing method or perhaps describing the things you consider when choosing a finish. Be sure to bring two or three items to illustrate how your finishing process worked.

We think if we can get several members on board, we can have a very informative discussion, which can help us all improve our ability to achieve a great finish for our projects.

Thank you for your attention,  
Phil Christenson and Chris Desautels

Please email to sign-up:  
Phil Christenson; email: [machristenson@aol.com](mailto:machristenson@aol.com)

## July Speaker: Shannon Rogers

The July speaker was Shannon Rogers who discussed and demonstrated marquetry techniques and tools. He brought his left handed *Chevalet de Marqueterie* (marquetry horse) and other tools.

Shannon told us about three basic marquetry methods. First was the Boule method which uses stacks of contrasting veneer sheets that are simultaneously cut to a pattern in one pass.



He described the second as “Painting in Wood” in which selected veneer species are taped behind the appropriate part of the pattern and the whole stack cut together.

The final method is the “Piece by Piece” technique. Boulle and Painting in Wood pieces can be cut with a birds mouth bench and a fretsaw, but the precision cutting of Piece by Piece requires the use of the chevalet.



**Boulle Method**





“Painting in Wood” veneer stack (above) and Shannon using the bird’s mouth bench (below).




Shannon demonstrates use of the marquetry chevalet (left) and Piece by Piece results (below).



## Show and Tell



Bill Schneck made this box from Baltic birch plywood with veneer. He solved the problem of finishing the edges exposed when the lid was cut off by gluing up walnut and plywood as shown at far right.



Mike Mantich showed us this marquetry heart made from dyed pieces.





Jim Menefee brought this small bandsaw box that he made from an interesting piece of walnut scrap.



Duncan Adams brought home this interesting pretzel shaped trivet from vacation in Alsace. It appears that the resin inlay is in channels cut by laser.





Carl Wick brought this magazine rack and explained the method for making slats easily.



Jim Francis showed this cutting board with a repetitive pattern of walnut heart wood and sap wood.



Rick Hodgdon turned these two ice cream scoops to fit hardware he bought from Woodcraft. They were inspired by his grandson's complaints about inadequate equipment at work.



Phil Carroll brought in a "Japanese puzzle" made from scraps.




# July Raffle Winners


Sue Springett




Gary Johney




Rich Valentich



Wood River 4 Drawer Organizer



\$50 Woodcraft Gift Card



Rockler Bench Cookies & Laguna T- Shirt




In addition to the usual raffle prizes Shannon Rogers donated this frame saw which was won by Demetrios Haralambatos.

### Former President's Award

President Carl Wick presented former president Ken Davis with his award in recognition of his service to the Guild.



# Tip of the Month



## Small-Piece Miter Saw Jig

Cutting short pieces at the miter saw can be nerve-racking, not to mention dangerous. To keep my hands well out of harm's way when making cuts like this, I came up with the simple jig you see here.

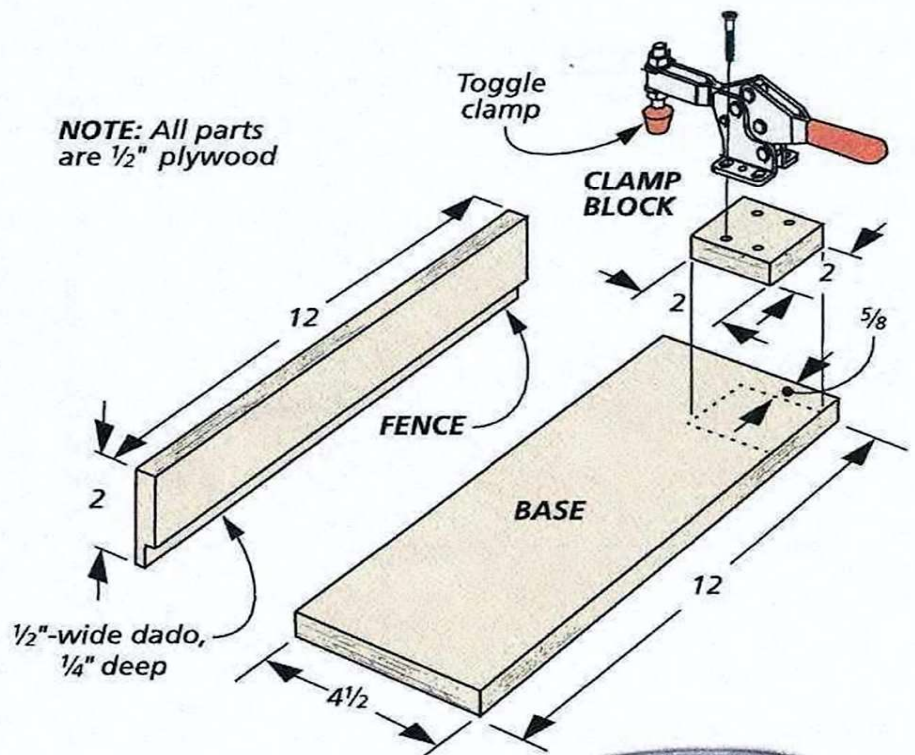
The jig is nothing more than a base and a fence made from plywood. A toggle clamp attached to the front of the base secures the workpiece. The clamp is adjustable, so the jig will accept workpieces of varying thicknesses and up to 2¼" wide.

To use the jig, I just scoot it up to the cut line on my miter saw, and clamp the jig to the fence. Then I secure the workpiece in the

jig with the toggle clamp. Finally, I place one hand on the jig, well away from the blade, and make the cut. The toggle clamp keeps the

workpiece secure, and my fingers live to woodwork another day.

*Gennadiy Dineralter  
New London, Connecticut*



This month's tip is reproduced with the permission of Woodsmith Magazine.



# AWG Member Mentors

**Want to learn a new skill?** AWG has many member-mentors to help you. See the list below to contact one.

**Have a vexing woodworking problem?** There may be many other members with the same situation. AWG has a “problem box” where you can anonymously place your problem or question for discussion and possible solutions at the next meeting. You will find the box at a table near the meeting hall entrance door (when we are back in session at the church). Until then send your problems to the editor, President, or other AWG officer.

<b>Last Name</b>	<b>First Name</b>	<b>Phone</b>	<b>E-mail</b>	<b>Mentor Subject</b>
Ames	Don	410-268-0509	dfames@verizon.net	Use and maintenance of Edge Tools (planes, chisels, scrapers)
Applegate	Patrick	410-426-8287	patrick__applegate@comcast.net	Finishing with Shellac (brushed and padded)
Arndt	Michael	410-960-3239	MarylandWoodPro@gmail.com	General wood finishing & finish restoration/repair
Ashby	Bob	410-969-2910	toolsrus58@comcast.net	Shapers, router tables and tooling for same
Carbin	Bill	410-647-0393	carbinwilliamj@yahoo.com	Box making
Chavez	Harry	410-863-5940	harry.chavez@gmail.com	Intarsia
Dodson	Paul	410-984-8488	pdwoodcrafts@verizon.net	Scroll saws and scrolling
Harvey	Dennis	240-463-4641	denharv@aol.com	Pen making
Hirrlinger	Jack	410-798-1339	tjhirr@verizon.net	Toys, tricks and puzzles
Luck	Jim	410-647-6622	jfl639@verizon.net	Inlay and shaker boxes
McDonald	Chris	410-326-1685	cmcdonald@thewavaz.com	Cabinets

# **AWG Officers**

## **(June 2023 —May 2024 Term)**

President – Carl Wick  
1st Vice President – James Cowan  
2nd Vice President – Ken Davis  
Secretary – Jim Menefee  
Co-Treasurers – Vince Antonioli and  
Rodger Young  
Tour Coordinator – Open  
Program Chairperson – Chris Desautels and  
Phil Christenson  
Newsletter Editor – Duncan Adams  
Historian - Open

Endowment Coordinator – Bill Carbin  
Entertainment Coordinator – Paul Dodson  
Show Coordinator– Open  
Show & Tell Coordinator – Bill Carbin  
Special Projects Coordinator – Open  
Membership Chairperson – Tom Dettweiler  
Librarian—Lloyd Gleason  
Charity Coordinator—Andy Borland  
Webmaster— Tyler Quevedo  
Education Chair—Rick Hodgdon

### **MEMBERSHIP and MEETINGS**

Membership is open to all interested Woodworkers.

Annual Dues: New Members Joining between Jan and June: \$50; joining between July and Sept \$25;  
Free between Oct and Jan, but be sure to “re-up” the following year!

#### **General Membership Meetings:**

**2nd Thursday of each month 7 PM**  
**Davidsonville United Methodist Church**  
**819 W Central Ave, Davidsonville, MD 21035**

#### **Executive Board Meetings:**

**4th Thursday of the Month at 7 PM**  
**By phone/video until further notice**  
All are welcome at board meetings  
Contact a board member for invitation

#### **CONTACT INFORMATION**

Correspondence:

**Annapolis Woodworkers Guild**  
P.O. Box 6001  
Annapolis, MD 21401

Website:

**Annapoliswoodworkers.org**

## AWG's Supporting Vendors



### Exotic Lumber Company

1610 Whitehall Road, Annapolis, MD 21409  
410-349-1705 [WWW.Exoticlumber.com](http://WWW.Exoticlumber.com)



### Rockler Woodworking & Hardware

12975 Fair Lakes Shopping Center Ste 2975  
Fairfax, VA 22033  
571-435-8030  
<https://www.rockler.com/retail/stores/va/fairfax-store>



### Somerset Door and Column Company

174 Sagamore Street, Somerset, PA 15501  
800-242-7916 [WWW.Doorandcolumn.com](http://WWW.Doorandcolumn.com)



### Klingspor

2555 Tate Boulevard Southeast, Hickory, NC 28603  
800-645-5555 [WWW.Klingspor.com](http://WWW.Klingspor.com)



### American Woodcrafters Supply

212 East Main, Box G, Riceville, IA 50466  
800-995-4032 [WWW.Americanwoodcrafterssupply.com](http://WWW.Americanwoodcrafterssupply.com)



**Bruso Hardware LLC**  
67-69 Greylock Avenue  
Belleville, NJ 07109  
212-337-8510 [WWW.Brusso.com](http://WWW.Brusso.com)



**Lake Erie Toolworks**  
1234 Irwin Drive, Erie, PA 16505  
815-528-4337  
[WWW.LakeErieToolworks.com/Pages/Club](http://WWW.LakeErieToolworks.com/Pages/Club)  
10% Online Discount Code: **AWG10**



**Würth Wood Group**  
6660 Santa Barbara Road  
Elkridge, MD 21075  
410-796-7600  
[WWW.Wurthwoodgroup.com](http://WWW.Wurthwoodgroup.com)



**Hartville Tools**  
Hartville, OH  
800-345-2396  
[WWW.Hartvilletool.com](http://WWW.Hartvilletool.com)

**MARYLAND SELECT HARDWOODS**  
7470 Mason Springs Road, La Plata, Maryland  
301-743-2225 [Dennis.Woodruffi@gmail.com](mailto:Dennis.Woodruffi@gmail.com)

**Timberline Farms Sawmill**  
Arnold Sewell, owner/operator  
13000 Old Frederick Rd, Sykesville, MD  
Phone (410) 707-0158