

The Colonial Woodcutter

The Newsletter of the Annapolis Woodworkers Guild

Meeting 7:00 PM January 11th, Davidsonville United Methodist Church

Reflecting on the 2023 Christmas Dinner



January Meeting Speaker
Richard Phillippi Custom Cues



January 2024

Contents

| | |
|---|----|
| January 2024 President’s Message..... | 3 |
| January Monthly Meeting..... | 4 |
| Notice to All Guild Members | 4 |
| January Speaker: Richard Phillippi Custom Cues..... | 5 |
| January Raffle Items | 6 |
| December Meeting: Annual Christmas Dinner..... | 7 |
| Santa’s Helpers..... | 14 |
| Tip of the Month..... | 18 |
| AWG Member Mentors | 19 |
| AWG Officers | 20 |
| AWG’s Supporting Vendors | 21 |

Newsletter Submissions

If you have new projects, tools or fixtures that may interest to others, or if you have found a wood related news story, please share them with the Guild. Send a description, with pictures if possible, for inclusion in the Colonial Woodcutter to the editor, Duncan Adams at duncanladams@gmail.com. Items submitted by the first Thursday of the month will be published.

Many thanks to those who contributed to this month’s issue.

January 2024 President's Message

Dear Guild Members,

I sincerely hope that you all had a delightful and fulfilling holiday season and that maybe you received a woodworking tool (toy) that will add to your woodworking pleasure during 2024. If you managed to stay up until midnight on New Year's Eve, I congratulate you! That bit of extra exertion is regrettably in the rear-view mirror for me. I did, however, stay up long enough to witness New Year's elsewhere where massive fireworks displays often mark the passing of the stroke of midnight, a time of day we often note by the position of hands on a clock face.

I sometimes muse that my current position as President of the Guild is like hands on a clock – The part of the clock that everyone sees. There to keep meeting order, indicate what is next, make sure every member has the opportunity for a say, like an hour hand. Like a clock, though, the real work keeping the Guild running smoothly is not always the most visible part, but by volunteers behind the scenes – the real clockworks, if you will. These are Guild members who deserve recognition for their efforts to keep this organization not just running but running smoothly. I had the opportunity to recognize two such individuals at the Holiday Party: Duncan Adams, your outstanding newsletter editor, and Paul Dodson, entertainment coordinator extraordinary and master of the monthly drawing. In the future I will be recognizing others who have put great personal effort into your Guild. I hope you will join me in applauding their fine work – and think seriously about joining our board by filling one of our vacant positions.



January is the time of year that we ask you for dues. Dues have for some time now have been set at \$50 for the year. In my mind this is an extraordinary bargain – where else can you get this much news, knowledge, socializing with peers and entertainment for less than \$5 a month? Your dues go towards expenses like renting our meeting space, insurance coverage and they partially fund our bigger efforts like our toymakers. If you are of a charitable disposition, you might consider an additional donation beyond yearly dues – that money can be earmarked for one or more of our programs that benefit society outside our Guild community.

Carl Wick

January Monthly Meeting

Thursday, January 11th, 2023, 7:00PM

Davidsonville United Methodist Church

819 W Central Ave, Davidsonville, MD 21035

Please join us for our monthly meeting of the Guild. Please consider contributing to the “show-n-tell.” If you have an item you wish to show bring it to any meeting, leave it on the front table. There you will find a sign up clip board. Please write your name and description of the item. When your turn comes describe your project including wood species, finish, special techniques you used and any unusual problem you had to solve.

If you want to show off a project that is too large to bring to the meeting you have the option of showing your work via video or pictures. If you want to present a video or pictures at the meeting contact Chris Desautels before the meeting date at: Christopher.desautels@gmail.com or 301-332-8490.

Notice to All Guild Members

Please remember that Guild dues for 2024 are due. You can pay your \$50 dues by check, made out to AWG and mailed to the treasurer Vince Antonioli at the address below. You can also pay via PayPal through the web site.

Vince Antonioli
23408 Neck Road
Aquasco, MD 20608

January Speaker: Richard Phillippi Custom Cues

Richard Phillippi was born Feb. 19th 1940, grew up in Harrington, Delaware and began playing pool at the local pool room around 1955. He joined the Navy in 1959 and served until 1963. After the Navy Richard made his living traveling around playing pool. In 1973 he met his wife Mary and settled down in Pasadena, Maryland. At this time, he decided to take his knowledge of pool and apply it to building pool cues. After a couple of years, he had honed his craftsmanship to producing a quality cue, knowing how a cue should play and feel. In 1980 Richard started Phillippi Custom Cues, making cues which he sold to pool players in the area. In 1988, when cue sales became steady, Richard hired his son Rick as a full-time employee. Phillippi Cues soon became known worldwide as one of the finest cues on the market because of their playability and beautiful inlay work. Richard and Rick worked together making cues until Richard passed away from cancer in July of 2020. Rick continues to run Phillippi Cues as his full-time job. Along with making custom cues for individuals and supplying dealers with cues for resale, Rick also does all types of cue repairs from tip replacement to full cue restoration.



January Raffle Items

These fine items will be raffled at the January meeting.

Center Finder



\$50 Home Depot Gift Card



Custom Knife Kit

Starrett Combo Square

(Does anybody else think it's a sad sign that a plastic marking guide needs safety warning labels?)

December Meeting: Annual Christmas Dinner

Per the Guild's tradition, the December meeting featured the annual Christmas dinner. About sixty members and guests attended and enjoyed the meal and festivities.


Paul Dodson entertained the gathering and orchestrated the events. President Carl Wick read the invocation and presented service recognition awards to Duncan Adams (for producing the Guild newsletter) and Paul Dodson (for long service organizing Guild events).



The Revelers



The Feast



Iced Tea

Lemonade

Vodka?

The Entertainment

Rodger Young brought one of his flutes and entertained the crowd with his rendition of “Greensleeves,” then he accompanied Paul, Ken Davis, Ann Sentinella, Harry Chavez, Carl Wick, and Rick Hodgdon as they led the singing of the special AWG version of “The Twelve Days of Christmas.”



Andy Borland and Bill Carbin made these lovely candelabras as centerpieces. One lucky member or guest at each table took one home.

The members' raffle prize was a Work Sharp tool sharpening system – Jim Luck, living up to his name, won the raffle. Marge Hoke won the guest prize – a \$50 gift card.



This is a sample of the shop made gifts that members brought to share. Paul drew numbers to determine the order of selection. Every one present received an item



Harry Chavez moderated the Christmas tree ornament exchange in which any member who brought shop made ornament was able to choose one of the collection. Members came up to make their pick in the order determined by tickets that Harry drew.



Santa's Helpers

2023 again saw a busy year for the Guild's toy workshop. The regular Monday morning group, which is generously hosted in Andy Borland's shop, made about 2000 toys of about a dozen different designs.

The toys were delivered to pre-kindergarten classes in local schools, pediatric hospitals, churches and other charities. The big boys pictured below are showing off theirs – local police give them to children when they respond to domestic dispute call and children are present.

The following pages contain some of the responses from teachers with pictures of their classes.

This makes it all worthwhile. Our Guild has gotten great publicity for making toys the last eleven years. We have averaged about 2000 a year, which means we have made 22,000 toys. This requires a lot of time and also a lot of money. Lumber, parts, dolls and supplies have to be purchased to sustain this effort. The Guild's treasury can only pay part of the expense, for the remainder we must rely on donations. If you wish to contribute please contact the treasurer, Vince Antonioli, and be sure to make sure to let him know that your donation is intended for the toy workshop. A huge thank you to all who are involved.



Mrs. Overstreet's Class at Severn Elementary School

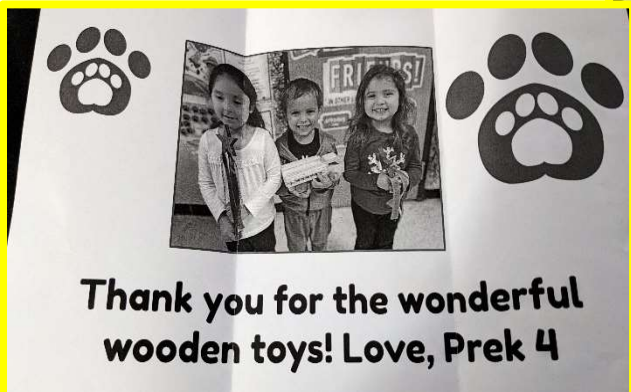


I want to thank you SO much for all the wooden toys the Annapolis Woodworkers Guild made for our school! I am letting them pick out a small toy before they go home for Christmas break and will put the train and leftover small vehicles in the block center when we get back from break. The doll and bed will go in the home making center. Merry Christmas and thank you for making my students' lives brighter!

Sincerely,
Mary Cox
PreK teacher at Georgetown East ES



At Belle Grove the teacher wrapped each toy wrapped with a child's name on the present. What a creative idea.



Tip of the Month

Shop Tips

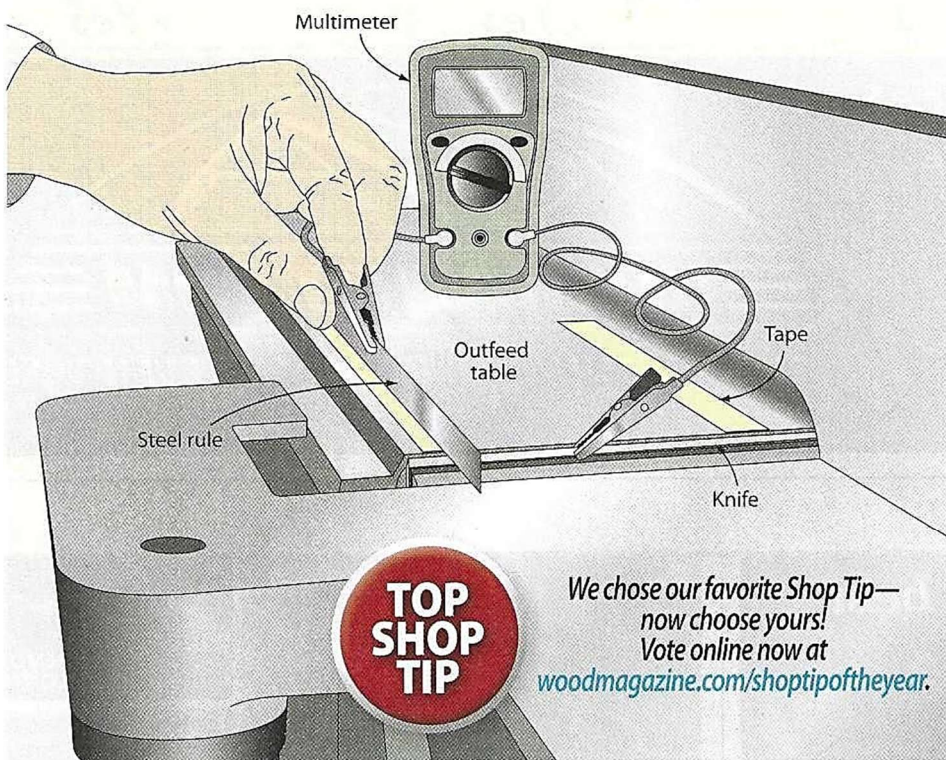
Helping you work smarter, faster, and safer

The best current way to dial in jointer knife alignment

Precisely aligning jointer knives can be a frustrating and time-consuming experience. Here's a method that's fast, accurate, and requires only an inexpensive multimeter (used to measure voltage, current, and resistance), a steel rule, and a bit of masking tape.

First, apply two parallel strips of the masking tape to the jointer's outfeed table. Clamp one of the multimeter's alligator

clips to the rule, the other to the jointer knife at top dead center. Rest the rule on one of the tape strips (which insulates it from the jointer's metal table) and over a jointer knife. Turn on the multimeter and set it to "continuity" mode. Raise the knife until the multimeter beeps or its gauge shows a circuit has been completed. Repeat the process for the other end of the knife.



This month's tip is reproduced with the permission of Wood Magazine.

AWG Member Mentors

Want to learn a new skill? AWG has many member-mentors to help you. See the list below to contact one.

Have a vexing woodworking problem? There may be many other members with the same situation. AWG has a “problem box” where you can anonymously place your problem or question for discussion and possible solutions at the next meeting. You will find the box at a table near the meeting hall entrance door (when we are back in session at the church). Until then send your problems to the editor, President, or other AWG officer.

| Last Name | First Name | Phone | E-mail | Mentor Subject |
|------------------|-------------------|--------------|--------------------------------|---|
| Ames | Don | 410-268-0509 | dfames@verizon.net | Use and maintenance of Edge Tools (planes, chisels, scrapers) |
| Applegate | Patrick | 410-426-8287 | patrick__applegate@comcast.net | Finishing with Shellac (brushed and padded) |
| Arndt | Michael | 410-960-3239 | MarylandWoodPro@gmail.com | General wood finishing & finish restoration/repair |
| Ashby | Bob | 410-969-2910 | toolsrus58@comcast.net | Shapers, router tables and tooling for same |
| Carbin | Bill | 410-647-0393 | carbinwilliamj@yahoo.com | Box making |
| Chavez | Harry | 410-863-5940 | harry.chavez@gmail.com | Intarsia |
| Dodson | Paul | 410-984-8488 | pdwoodcrafts@verizon.net | Scroll saws and scrolling |
| Harvey | Dennis | 240-463-4641 | denharv@aol.com | Pen making |
| Hirrlinger | Jack | 410-798-1339 | tjhirr@verizon.net | Toys, tricks and puzzles |
| Luck | Jim | 410-647-6622 | jfl639@verizon.net | Inlay and shaker boxes |
| McDonald | Chris | 410-326-1685 | cmcdonald@thewavaz.com | Cabinets |

AWG Officers

(June 2023 —May 2024 Term)

President – Carl Wick
1st Vice President – James Cowan
2nd Vice President – Ken Davis
Secretary – Jim Menefee
Co-Treasurers – Vince Antonioli and
Rodger Young
Tour Coordinator – Open
Program Chairperson – Chris Desautels and
Phil Christenson
Newsletter Editor – Duncan Adams
Historian - Open

Endowment Coordinator – Bill Carbin
Entertainment Coordinator – Paul Dodson
Show Coordinator– Open
Show & Tell Coordinator – Bill Carbin
Special Projects Coordinator – Open
Membership Chairperson – Tom Dettweiler
Librarian—Lloyd Gleason
Charity Coordinator—Andy Borland
Webmaster— Tyler Quevedo
Education Chair—Rick Hodgdon

MEMBERSHIP and MEETINGS

Membership is open to all interested Woodworkers.

Annual Dues: New Members Joining between Jan and June: \$50; joining between July and Sept \$25; Free between Oct and Jan, but be sure to “re-up” the following year!

General Membership Meetings:

2nd Thursday of each month 7 PM
Davidsonville United Methodist Church
819 W Central Ave, Davidsonville, MD 21035

Executive Board Meetings:

4th Thursday of the Month at 7 PM
By phone/video until further notice
All are welcome at board meetings
Contact a board member for invitation

CONTACT INFORMATION

Correspondence:

Annapolis Woodworkers Guild
P.O. Box 6001
Annapolis, MD 21401

Website:

Annapoliswoodworkers.org

AWG's Supporting Vendors



Exotic Lumber Company

1610 Whitehall Road, Annapolis, MD 21409
410-349-1705 WWW.Exoticlumber.com



Rockler Woodworking & Hardware

12975 Fair Lakes Shopping Center Ste 2975
Fairfax, VA 22033
571-435-8030
<https://www.rockler.com/retail/stores/va/fairfax-store>



Somerset Door and Column Company

174 Sagamore Street, Somerset, PA 15501
800-242-7916 WWW.Doorandcolumn.com



Klingspor

2555 Tate Boulevard Southeast, Hickory, NC 28603
800-645-5555 WWW.Klingspor.com



American Woodcrafters Supply

212 East Main, Box G, Riceville, IA 50466
800-995-4032 WWW.Americanwoodcrafterssupply.com



Bruso Hardware LLC
67-69 Greylock Avenue
Belleville, NJ 07109
212-337-8510 WWW.Brusso.com



Lake Erie Toolworks
1234 Irwin Drive, Erie, PA 16505
815-528-4337
WWW.LakeErieToolworks.com/Pages/Club
10% Online Discount Code: **AWG10**



Würth Wood Group
6660 Santa Barbara Road
Elkridge, MD 21075
410-796-7600
WWW.Wurthwoodgroup.com



Hartville Tools
Hartville, OH
800-345-2396
WWW.Hartvilletool.com

MARYLAND SELECT HARDWOODS
7470 Mason Springs Road, La Plata, Maryland
301-743-2225 Dennis.Woodruffi@gmail.com

Timberline Farms Sawmill
Arnold Sewell, owner/operator
13000 Old Frederick Rd, Sykesville, MD
Phone (410) 707-0158