

The Colonial Woodcutter

The Newsletter of the Annapolis Woodworkers Guild

Meeting 7:00 PM August 11, Davidsonville United Methodist Church



**August Meeting
Annual Tool Swap**

August 2022

Contents

August 2022 President's Message	3
August Monthly Meeting	4
July Meeting.....	5
Guest Speaker: Michael J. Colella	5
Safety Corner.....	7
Show and Tell	8
July Raffle Winners.....	11
AWG Member Mentors.....	12
AWG OFFICERS	13
AWG's Supporting Vendors.....	14

Reminder – Shop of the Month

We need you to send The Colonial Woodcutter pictures for our Shop of the Month feature. Whether you realize it or not, everybody wants to see your shop.

Newsletter Submissions

If you have new projects, tools or fixtures that may interest to others, or if you have found a wood related news story, please share them with the Guild. Send a description, with pictures if possible, for inclusion in the *Colonial Woodcutter* to the editor, Duncan Adams at duncanladams@gmail.com. Items submitted by the first Thursday of the month will be published.

Many thanks to those who contributed to this months' issue.

August 2022 President's Message

Greetings fellow woodworkers,

This message is a bit abbreviated. For those of you who have not heard, my wife of 43 years, mercifully and peacefully passed away on the 24th. My sincere thanks to those members who were able to attend her services. It meant the world to me to see you there.

I and the rest of the family have been on a bit of vacation to decompress, reflect and remember the good times. Thanks to Carl Wick for stepping up for the board meeting. After getting up to speed I hope to see some of you at the August tool swap at the church. Take care and appreciate your loved ones, you or they will not be here forever.

Ken Davis



August Monthly Meeting

Thursday, August 11th, 2022, 7:00PM

Davidsonville United Methodist Church

819 W Central Ave, Davidsonville, MD 21035

Please join us for our August meeting of the Guild. Please consider contributing to the “show-n-tell.”

If you want to show off a project that is too large to bring to the meeting you have the option of showing your work via video. If you want to present a video at the meeting contact Chris Desautels before the meeting date at: Christopher.desautels@gmail.com or 301-332-8490.

August Tool Swap:

August's general membership meeting will be our annual tool swap. This is your chance to dig out any tools, accessories, or other woodworking related items and find them a new home with Guild.

Here are some recommendations for those that may have never participated in our tool swap before:

Bring ample cash for purchases or for change on sales.

Consider some kind of signage, or price stickers.

Don't expect to get rich/be reasonable with expectations on sale prices.

If you have a large object, it's probably better to request a broadcast to the guild via email beforehand or instead of hauling the large option to the swap (many of us might not have the means to take the large object home at the time of the swap)


This is often a great opportunity to pick up some starter tools from fellow guild members who would like to see the tools go to a good home.

July Meeting

Guest Speaker: Michael J. Colella




Mike showed us how he makes his "Owls with Attitudes" focusing on turning spheres without a sphere cutter. To see more of Mike's work, checkout his web page: <http://sleepingbeauti.com>



Mike displayed a selection of his owls and donated one for the monthly raffle.



This "Dragon's Egg" was made by casting a pine cone in acrylic then smoothing and polishing on the lathe.



Mike explained his technique for making spheres in minute detail.



Some of Mike's decorative spheres

Safety Corner

Carl Wick

At last month's meeting I encouraged all attendees (and now I'm encouraging those who did not attend) to find their shop first aid kit – if you have one – and:

1. Find a way to make it easily accessible. For example, Velcro it to a shop cabinet wall or cabinet. (Note: many kits, including the ones distributed by AWG some years ago, need two hands for opening. That could be a problem in the likely event you have a significant hand injury.)
2. Survey the contents of your kit and remove any out-of-date medicines.
3. Review your kit's contents and your home supplies for applicability to the types of major injuries that are most likely to occur in your shop and are the kinds of injuries you can successfully apply first aid to. Example: bleeding injuries. Add items you don't have. Examples: larger bandages and some type of a tourniquet.
4. Review your ability to communicate to get help if you need it and you are alone in your shop. An example might be to have a cell phone with you at all times you are in the shop.
5. Review first aid procedures. There may be some information in your first aid kit. Here are a couple of good web sites that can give you a quick review:

[Wikihow.com/Apply-First-Aid-without-Bandages](http://www.wikihow.com/Apply-First-Aid-without-Bandages)

stopthebleed.org



If you are like me, you spend a lot of time by yourself in your shop. The best situation is, of course, that you never manage to injure yourself. If you do, however, it's best to have thought through an advance plan of action to help yourself or your visitors

Some items you should have close at hand in your shop. First aid kit; purpose made tourniquet and paper towels.

Show and Tell



Ken Davis brought this purple martin house that he made. Both sides are hinged to open the twelve individual compartments for cleaning.



Phil Carroll showed us a model boat complete with accessories





Rodger Young made this display box for Japanese tea cups. He also showed us the jigs he used to make the router cuts required.

Carl Wick recently bought two boards from the original deck of battleship New Jersey complete with certificate of authenticity. So far he has cleaned them up on the planer, resawed one and made two pens.





Dennis Harvey made this heart shaped box from a block of cherry



Bill Kovalick showed off his blue heron intarsia.



July Raffle Winners



Paul Dodson ran the July raffle, as always. The winners and their prizes are shown below. Vince Antonioli double dipped winning the donated owl.



Tom Dettweiler
Japanese flush-cut saw

Vince Antonioli
Rockler bench cookies

Floyd Gleason
Woodcraft \$50 gift card

AWG Member Mentors

Want to learn a new skill? AWG has many member-mentors to help you. See the list below to contact one.

Have a vexing woodworking problem? There may be many other members with the same situation. AWG has a “problem box” where you can anonymously place your problem or question for discussion and possible solutions at the next meeting. You will find the box at a table near the meeting hall entrance door (when we are back in session at the church). Until then send your problems to the editor, President, or other AWG officer.

Last Name	First Name	Phone	E-mail	Mentor Subject
Ames	Don	410-268-0509	dfames@verizon.net	Use and maintenance of Edge Tools (planes, chisels, scrapers)
Applegate	Patrick	410-426-8287	patrick__applegate@comcast.net	Finishing with Shellac (brushed and padded)
Arndt	Michael	410-960-3239	MarylandWoodPro@gmail.com	General wood finishing & finish restoration/repair
Ashby	Bob	410-969-2910	toolsrus58@comcast.net	Shapers, router tables and tooling for same
Borland	Andy	410-647-1242	AHBorland@aol.com	Box making
Chavez	Harry	410-863-5940	harry.chavez@gmail.com	Intarsia
Dodson	Paul	410-984-8488	pdwoodcrafts@verizon.net	Scroll saws and scrolling
Harvey	Dennis	240-463-4641	denharv@aol.com	Pen making
Hirrlinger	Jack	410-798-1339	tjhirr@verizon.net	Toys, tricks and puzzles
Luck	Jim	410-647-6622	jfl639@verizon.net	Inlay and shaker boxes
McDonald	Chris	410-326-1685	cmcdonald@thewavaz.com	Cabinets

AWG OFFICERS

(June 2022 —May 2023 Term)

President – Ken Davis

1st Vice President – Carl Wick

2nd Vice President – Bill Schneck

Secretary – Jim Menefee

Co-Treasurers – Vince Antonioli and
Rodger Young

Tour Coordinator – Open

Program Chairperson – Chris Desautels and
Phil Christenson

Newsletter Editor – Duncan Adams

Historian - Jim Francis

Endowment Coordinator – Bill Carbin

Entertainment Coordinator – Paul Dodson

Show Coordinator– Open

Show & Tell Coordinator – Bill Carbin

Special Projects Coordinator – Open

Membership Chairperson – Tom Dettweiler

Librarian—Lloyd Gleason

Charity Coordinator—Andy Borland

Webmaster— Tyler Quevedo

Education Chair—Rick Hodgdon

MEMBERSHIP and MEETINGS

Membership is open to all interested Woodworkers.

Annual Dues: New Members Joining between Jan and June: \$50; joining between July and Sept \$25; Free between Oct and Jan, but be sure to “re-up” the following year! For cur-rent members 2020 dues roll over into 2021!

General Membership Meetings:

2nd Thursday of each month 7 PM

Davidsonville United Methodist Church

819 W Central Ave, Davidsonville, MD 21035

Executive Board Meetings:

4th Thursday of the Month at 7 PM

By phone/video until further notice

All are welcome at board meetings

Contact a board member for invitation

CONTACT INFORMATION

Correspondence:

Annapolis Woodworkers Guild

P.O. Box 6001

Annapolis, MD 21401

Website:

Annapoliswoodworkers.org

AWG's Supporting Vendors



Exotic Lumber Company

1610 Whitehall Road, Annapolis, MD 21409

410-349-1705 WWW.Exoticlumber.com



Somerset Door and Column Company

174 Sagamore Street, Somerset, PA 15501

800-242-7916 WWW.Doorandcolumn.com



Klingspor

2555 Tate Boulevard Southeast, Hickory, NC 28603

800-645-5555 WWW.Klingspor.com



American Woodcrafters Supply

212 East Main, Box G, Riceville, IA 50466

800-995-4032 WWW.Americanwoodcrafterssupply.com



Bruso Hardware LLC
67-69 Greylock Avenue
Belleville, NJ 07109
212-337-8510 WWW.Brusso.com



Lake Erie Toolworks
1234 Irwin Drive, Erie, PA 16505
815-528-4337
WWW.LakeErieToolworks.com/Pages/Club
10% Online Discount Code: **AWG10**



Würth Wood Group
6660 Santa Barbara Road
Elkridge, MD 21075
410-796-7600
WWW.Wurthwoodgroup.com



Hartville Tools
Hartville, OH
800-345-2396
WWW.Hartvilletool.com

MARYLAND SELECT HARDWOODS
7470 Mason Springs Road, La Plata, Maryland
301-743-2225 Dennis.Woodruffi@gmail.com

Timberline Farms Sawmill
Arnold Sewell, owner/operator
13000 Old Frederick Rd, Sykesville, MD
Phone (410) 707-0158