

The Colonial Woodcutter

The Newsletter of the Annapolis Woodworkers Guild

Meeting 7:00 PM September 8, Davidsonville United Methodist Church



Harry Chavez' Shop of the Month
September Speaker

Bill Schneck Builds a Chess Table

September 2022



Contents

September 2022 President's Message	3
September Monthly Meeting	4
September Speaker:	4
August Meeting	5
Hello from Fairfax Rockler	6
Shop of the Month.....	7
The Shop of Harry Chavez	7
AWG Member Mentors.....	13
AWG OFFICERS	14
AWG's Supporting Vendors.....	15

Reminder – Shop of the Month

We need you to send The Colonial Woodcutter pictures for our Shop of the Month feature. Whether you realize it or not, everybody wants to see your shop.

Newsletter Submissions

If you have new projects, tools or fixtures that may interest to others, or if you have found a wood related news story, please share them with the Guild. Send a description, with pictures if possible, for inclusion in the *Colonial Woodcutter* to the editor, Duncan Adams at duncanladams@gmail.com. Items submitted by the first Thursday of the month will be published.

Many thanks to those who contributed to this months' issue.

September 2022 President's Message

Greetings to all fellow guild members.

I would consider the tool swap that took the place of our August general meeting, to be a success. There was no formal attendance taken but I would guesstimate approximately 30 members were in attendance. Saw only smiles at its conclusion. That can't be a bad thing.

Courtesy of Carl Wick we now have new "wooden" badges for all members. As decided at the board meeting they will come with new lanyards as well. The exact method to indicate currently paid up membership has yet to be determined but we have until January to decide and create a good method that will not detract from the fine work done by Carl. Thank you Carl.

It has been confirmed that Exotic Lumber, Inc. and the new Rockler store in Fairfax Virginia will both offer discounts to guild members. It is apparently not a necessity but it would be best to take your badge with you as proof of membership. There will be more later on in the newsletter about the Rockler store.



Regarding the charitable and/or public service performed by guild members, the "Toy shop" is going strong. I don't have a current count of toys that we have created but the stack of boxes piling up in Andy's garage is getting quite large. I guess it's a good thing to be so busy making, that there is no time to count. Kinda' like counting your money at the poker table before the dealings done.

Additionally I recently took advantage of a Father's Day gift from my daughter and took a tour of the Thomas Point Lighthouse. It was a one hour tour, not counting the boat trip to and from. It could easily have been 30 minutes longer but as explained to me they have to do their best to get in three tours per day. Not necessarily connected to the guild, our docent Randy (didn't get his last name) happens to be a guild member. After introducing myself he pointed out some of the work that our member group has done to help preserve and maintain the lighthouse in keeping with historical context. Special shout out to the group of guild members that participate in this effort. The recently made and installed shutters are absolutely stellar work. Please make yourself known to me at our upcoming general meeting.

Hoping to see all members at our next general meeting on the 8th.

Ken Davis

September Monthly Meeting

Thursday, September 8th, 2022, 7:00PM

Davidsonville United Methodist Church

819 W Central Ave, Davidsonville, MD 21035

Please join us for our September meeting of the Guild. Please consider contributing to the “show-n-tell.”

If you want to show off a project that is too large to bring to the meeting you have the option of showing your work via video. If you want to present a video at the meeting contact Chris Desautels before the meeting date at: Christopher.desautels@gmail.com or 301-332-8490.

September Speaker:

Guild member Bill Schneck will talk about making this beautiful chess table.



August Meeting

The August meeting featured our annual tool swap. About thirty members turned out to share their treasures – for a price.



Hello from Fairfax Rockler



12975 Fair Lakes Shopping Center
Fairfax, VA 22033



Store49@rockler.com



571.435.8030

Dear Guild friends,

Hello from your Fairfax Rockler team! At Rockler Woodworking and Hardware, we have gained many new woodworking enthusiasts throughout the pandemic as a result of shifting work schedules and lifestyle priorities. Many guilds report that they have gained members too. As the world opens back up and many guilds get back to group activities, we at Rockler want to remind your members that we are here for them to help with their woodworking needs. Rockler recognizes the importance of guilds in the advancement of woodworking. Guilds provide an environment for camaraderie, learning, and charitable activities.

In recognition of all that you do, we continue to offer an ongoing 10% discount for all guild members on most non-sale items. In addition, Rockler will continue our exciting guild program for your group. A \$20.00 gift card will be awarded to guilds when twenty (20) purchases have been made. Every time a member of your guild shops at Rockler they should identify themselves as a guild member, give the name of their guild, and present a guild membership card if they have one. This way our associates can track all purchases and apply them to the appropriate guild. When the purchases total the required number, we will mail the President of the guild a gift card to be used by the guild in whatever manner best suits it.

Lastly, Rockler offers guilds the opportunity to hold a "Guild Day" at the store if you are so inclined. Any guild interested may have space to set up a manned display on a pre-determined day and time to meet our customers, both seasoned and new, and discuss the benefits of membership in their guild.

We are always open to suggestions from the guilds as to other ways we may be of service so feel free to contact us.

Happy creating and make some sawdust!

Gary Doney

Store Manager, Rockler #49
12975 Fair Lakes Shopping Center
Fairfax, VA 22033
571.435.8030 Store
615.516.6616 Cell

Store Hours

Mon. – Fri. 9am – 7pm
Sat. 9am – 6pm
Sun. 11am – 4pm



Create with Confidence™




Shop of the Month

The Shop of Harry Chavez


My shop is housed in a small kit barn (purchased at shelter-kit.com) and built in 2006 by myself and my wife (and a few friends) on a pre-poured slab with all the post pins in place.

The building is 24' x 24' with the first floor having 10' ceiling.

The second floor has a dormer on one side giving the area some extra space. The ceiling here is also 10', with the overall size being 16' x 24', not counting the dormer area. We use this area for painting and other craft related things not directly related to creating saw dust.




Full size sliding barn door is the main entrance.



View upon first entering the shop. This is the fourth or fifth arrangement since first setting this up. Hopefully one day I'll get it right.



This view looks towards the right side of the shop, where all the biggest dust makers sit. I have a 4" dust collection line running behind these tools which connect up from below and are used via blast gates when needed.




Left side of the shop where I do my scrollsaw work. Two Excalibur machines are my tools for this use.

Three HP dust collector in the back corner pulls in the dust from multiple locations throughout this side of the shop as well as the center where the tablesaw and bandsaw reside.







Small parts here



Clamp rack here



Air tools here



Hand tools and others here




Main work bench in the middle of the shop. It is a 3' x 8' butcher block table on a hand built stand made from pallet lumber. The set of drawers underneath were grabbed from an office disposal.



Underneath the stairs going to the second floor is where I keep my large air compressor, a Kobolt 60 gallon unit purchased from Lowes. I have two lines run to rolled lines within the shop, where I can use them for various needs, such as air tools and dust blasting. This is also where extra stuff gets put from time to time and I have to clear this out occasionally.



On the backside of my shop I built a lean-to building which I use to hold my extra wood collected or purchased. These two pictures show the left and right side of this area, recently cleaned up and organized. I can actually get to things now! The right side holds my poplar boards, which is what I use to make my puzzles for my craft business, bowwowcreations.com.



My more recent purchase in this device, a multi-function machine from Snapmaker. It is a 3D printer, which is shown running in these pictures, but it converts to a laser cutter/burner, and a CNC machine. I have tried all three set ups but play more with the 3D printing than anything else. It's fun, and a great waste of time, but that's what I bought it for mostly.

I do see some value in the laser burning, adding features to a wood piece, such as a box, and maybe some carving using the CNC set up for accenting a box or something like that.

AWG Member Mentors

Want to learn a new skill? AWG has many member-mentors to help you. See the list below to contact one.

Have a vexing woodworking problem? There may be many other members with the same situation. AWG has a “problem box” where you can anonymously place your problem or question for discussion and possible solutions at the next meeting. You will find the box at a table near the meeting hall entrance door (when we are back in session at the church). Until then send your problems to the editor, President, or other AWG officer.

Last Name	First Name	Phone	E-mail	Mentor Subject
Ames	Don	410-268-0509	dfames@verizon.net	Use and maintenance of Edge Tools (planes, chisels, scrapers)
Applegate	Patrick	410-426-8287	patrick__applegate@comcast.net	Finishing with Shellac (brushed and padded)
Arndt	Michael	410-960-3239	MarylandWoodPro@gmail.com	General wood finishing & finish restoration/repair
Ashby	Bob	410-969-2910	toolsrus58@comcast.net	Shapers, router tables and tooling for same
Borland	Andy	410-647-1242	AHBorland@aol.com	Box making
Chavez	Harry	410-863-5940	harry.chavez@gmail.com	Intarsia
Dodson	Paul	410-984-8488	pdwoodcrafts@verizon.net	Scroll saws and scrolling
Harvey	Dennis	240-463-4641	denharv@aol.com	Pen making
Hirrlinger	Jack	410-798-1339	tjhirr@verizon.net	Toys, tricks and puzzles
Luck	Jim	410-647-6622	jfl639@verizon.net	Inlay and shaker boxes
McDonald	Chris	410-326-1685	cmcdonald@thewavaz.com	Cabinets

AWG OFFICERS

(June 2022 —May 2023 Term)

President – Ken Davis

1st Vice President – Carl Wick

2nd Vice President – Bill Schneck

Secretary – Jim Menefee

Co-Treasurers – Vince Antonioli and
Rodger Young

Tour Coordinator – Open

Program Chairperson – Chris Desautels and
Phil Christenson

Newsletter Editor – Duncan Adams

Historian - Jim Francis

Endowment Coordinator – Bill Carbin

Entertainment Coordinator – Paul Dodson

Show Coordinator– Open

Show & Tell Coordinator – Bill Carbin

Special Projects Coordinator – Open

Membership Chairperson – Tom Dettweiler

Librarian—Lloyd Gleason

Charity Coordinator—Andy Borland

Webmaster— Tyler Quevedo

Education Chair—Rick Hodgdon

MEMBERSHIP and MEETINGS

Membership is open to all interested Woodworkers.

Annual Dues: New Members Joining between Jan and June: \$50; joining between July and Sept \$25; Free between Oct and Jan, but be sure to “re-up” the following year! For cur-rent members 2020 dues roll over into 2021!

General Membership Meetings:

2nd Thursday of each month 7 PM

Davidsonville United Methodist Church

819 W Central Ave, Davidsonville, MD 21035

Executive Board Meetings:

4th Thursday of the Month at 7 PM

By phone/video until further notice

All are welcome at board meetings

Contact a board member for invitation

CONTACT INFORMATION

Correspondence:

Website:

Annapolis Woodworkers Guild

P.O. Box 6001

Annapolis, MD 21401

Annapoliswoodworkers.org

AWG's Supporting Vendors



Exotic Lumber Company

1610 Whitehall Road, Annapolis, MD 21409

410-349-1705 WWW.Exoticlumber.com



Somerset Door and Column Company

174 Sagamore Street, Somerset, PA 15501

800-242-7916 WWW.Doorandcolumn.com



Klingspor

2555 Tate Boulevard Southeast, Hickory, NC 28603

800-645-5555 WWW.Klingspor.com



American Woodcrafters Supply

212 East Main, Box G, Riceville, IA 50466

800-995-4032 WWW.Americanwoodcrafterssupply.com



Bruso Hardware LLC
67-69 Greylock Avenue
Belleville, NJ 07109
212-337-8510 WWW.Brusso.com



Lake Erie Toolworks
1234 Irwin Drive, Erie, PA 16505
815-528-4337
WWW.LakeErieToolworks.com/Pages/Club
10% Online Discount Code: **AWG10**



Würth Wood Group
6660 Santa Barbara Road
Elkridge, MD 21075
410-796-7600
WWW.Wurthwoodgroup.com



Hartville Tools
Hartville, OH
800-345-2396
WWW.Hartvilletool.com

MARYLAND SELECT HARDWOODS
7470 Mason Springs Road, La Plata, Maryland
301-743-2225 Dennis.Woodruffi@gmail.com

Timberline Farms Sawmill
Arnold Sewell, owner/operator
13000 Old Frederick Rd, Sykesville, MD
Phone (410) 707-0158