

Colonial Woodcutter

May, 2017

President's Angle *Will Hottle*



<i>President's Angle</i>	1
<i>Experienced Sawdust</i>	2-6
<i>Guild Interest</i>	7-10
<i>Raffle</i>	11
<i>Show & Tell</i>	12-17
<i>More Guild Interest</i>	18-20
<i>Mentor List</i>	21
<i>Wit, wisdom</i>	22-23
<i>Sponsors</i>	24
<i>Contacts</i>	25

My term as your President is quickly coming to its end. As I stated in my first Angle, I was guaranteed to be supported by a very experienced and enthusiastic Executive Board and committee members. These dedicated members make the Guild a continuing success.

We continued to accomplish our stated missions: preserve the tradition, culture and history of woodworking, and provide charitable support to needy organizations.

This year was again filled with excellent speakers at the General Membership Meetings, and highly educational hands-on classes provided by our mentors and woodworking instructors.

Our service to needy organizations continued to expand through the increased toy donations to additional schools, the Chesapeake Hospice, the Lighthouse Homeless Prevention Center, and our involvement with the repair and restoration of the Thomas Point Shoal Lighthouse.

Several administrative changes were made this year to improve working conditions for our officers. New software was provided for managing the website and for editing and publishing the newsletter. Also, the Bylaws regarding membership were amended to make the Membership Chairman's job more manageable by making all dues payable on January 1.

I thank all the members for giving me the opportunity to be your President and for all the support you have given me throughout the year.

New officers will be elected at the General Membership Meeting in May, putting the Guild in the very capable hands of your new President, David Tate.

The next regular AWG Guild meeting will be May 11, 2017 at 7PM at:

Davidsonville United
Methodist Church
819 Rt. 214
Davidsonville, MD

The next AWG Board meeting will be May 25, 2017 at 7PM at:

Champion Realty
711 Bestgate Rd
Annapolis, Md

More info on page 25.

EXPERIENCED SAWDUST WITH MIKE MANTICH

Q. TELL US ABOUT YOURSELF, HOME TOWN, BACKGROUND, EDUCATION, PROFESSION, AND OTHER INTERESTS.



I was born in Washington, DC, but grew up in Silver Spring, MD. In 1947 Silver Spring was known as a village. I attended St. Michael's Elementary, Takoma Park Junior HS, Montgomery Blair HS, and Montgomery College. I earned an AA degree in Electronics Technology. I served in the Army from 1968 to 1970. During that time I spent a year in South Korea as a communications specialist working on microwave radio systems and analog multiplexers which were deployed to support communications used in defending the DMZ (border) with North Korea. When I returned to civilian life I worked for the C & P Telephone Co. of Maryland in the Special Services & Carrier department. I retired after 31 years from Verizon as Distinguished Member Technical Staff of Network Engineering.

Q. HOW LONG HAVE YOU BEEN INTERESTED IN WOODWORKING?

Reflecting on my youth, I remember being intrigued with my Dad's DIY basement workshop. That was where many household projects were advanced. There was a carpenter's bench in the shop which was built by my uncle who was a carpenter. He passed and left it to my dad. I spent many hours on that bench completing, and sometimes destroying, small projects of my own. My dad also inherited all the hand tools used by my uncle in his trade. There were chisels, hand saws, hand planes, rasps, wood drills, and a brace and bit, just to name a few. I wanted to use them all. When I was in Junior High School there was a woodworking shop class where I learned to plan, build, and finish a project. That was where I was also introduced to some power tools: band saw, table saw, grinders, and sharpening machines.

Q. TELL US A BIT ABOUT WHY YOU JOINED OUR GUILD, AND HOW LONG HAVE YOU BEEN A MEMBER?

After I retired I became serious about spending more time in my own basement shop. I had several skills in mind that I wanted to develop. For years I attended the area woodworking shows. When I attended the January 2011 Timonium Wood Show, I stopped by the AWG booth and met Richard Valentich. After he finished with me I knew I could not lose by joining the AWG. After visiting several monthly meetings I officially joined in May of 2011. The Guild keeps me excited about learning woodworking skills and jumpstarts my inner imagination. The combined talent of the people at any meeting is awe inspiring.



Wall shelf and rack.



Picture frame.



Cupola for shed.



Pennsylvania quilt chest.



Entertainment center.



Quilt box top.

Q. ARE YOU RECEIVING WHAT YOU EXPECTED FROM THE GUILD?

In my case, as life has a tendency to do, I encountered an additional activity when my better half and I found ourselves taking care of a wonderful gift. We share our household with my daughter and grandson. We provide day care while my daughter works. Since my grandson is now five, I'm looking forward to getting more free time when he starts kindergarten next fall.

The Guild has been a source of connection with the desires of woodworking. The monthly speakers that make presentations at the meetings continually provide seeds of inspiration to take home and try out some short-term projects and skills. I have also taken advantage of the mentor's classes in scroll saw skills, and intarsia.



Hanging wall shelves



Q. HAVE YOU RECEIVED AWARDS OR RECOGNITION FOR ANY OF YOUR WOODWORKING PROJECTS? IF SO, WHAT WERE THEY FOR AND BY WHOM?

Rewards are just the smiles of appreciation and maybe an extra dessert after dinner.

Q. WHAT WOODWORKING PUBLICATIONS DO YOU READ, AND WHICH ONE DO YOU REFER TO MOST OFTEN?

I started getting The Woodsmith Magazine. I liked the look, feel and presentation. It seemed to be oriented to the DIY weekend warrior. I have added Shop Notes, Fine Woodworking, and Popular Woodworking. I have since scaled back and chosen to only get The Woodsmith Magazine.



Mission style bookcase



Mailbox



Quilt rack

Q. DESCRIBE YOUR WORKSHOP AND WHAT TOOLS YOU HAVE, AND IS THERE ANYTHING UNUSUAL ABOUT YOUR WORKSHOP?

My current shop is located in my basement. I have an old Sears 10-inch contractor table saw. I've made several upgrades to it which have improved performance. I replaced the pulleys and belt to reduce vibration, added micro adjusters to the trunnion assembly, replaced the arbor bearing, and added a newer fence. I have a Bosch 10-inch sliding compound miter saw that sets on its own miter saw table with extension tables to support long material. Since I like to use rough cut lumber, I have a Grizzly 6-inch Jointer, a 16-inch Jet drum sander, and a Delta 13-inch planer. I also have a Delta floor drill press and a Delta-10 inch band saw. Other than my SJOBERGS workbench and my miter saw table, everything is on wheels. The wheeled power tools are usually plugged into a hefty construction-grade extension cord. It has a quad box with 4 outlets. I roll the equipment into an open space, bring the extension cord over, and plug them in for the time I need them.

When I'm finished the tools are unplugged and returned to their places. The extension cord is then coiled up and returned to its place in an out-of-the-way corner.

One of the reasons I do this is I have a son. Even in his thirties, if he would visits me in the shop, will turn every knob and flip every switch just to see what they do. I became paranoid that he would flip a switch and need a ride to the hospital. Now my grandson has the same tendency. I've found that most of the time it's too much trouble for them to plug in the power cord to power the tool so I increased the safety factor. They still try the switches and levers, but I have the opportunity to inject a word of caution.



Magazine rack

Handmade router table.





In Memoriam

Debra Dodson

We are deeply saddened to announce that Debra Dodson, wife of Paul Dodson, passed away on April 17. Debra was an active participant in many of the Guild's activities, and a good friend to many of our members. Her welcoming smile and friendly greeting during the Christmas Dinners were characteristic of her happy, friendly attitude toward everyone. She will be greatly missed.

Guild Interest



Uncle Sam Does Not Want You; He Wants Your Taxes!

AWG-Specifically, Uncle David (Tate) and Uncle Patrick (Applegate), want you to be a significant part of this Very Valuable Organization.

There are two openings on the AWG Board of Directors, consisting of Membership Chair and Program Chair, that need to be filled, and you can be the member that answers the call. Ask any Past President or Board Member how fulfilling it can be to serve your fellow members. We already have a member willing to assist a Program Chair so you are not alone. Share your talents and help make our Board complete for 2017. Call or e-mail Pat Applegate at 410-426-8287 or patrick_applegate@comcast.net for more information on how you can be a greater part of our Guild.

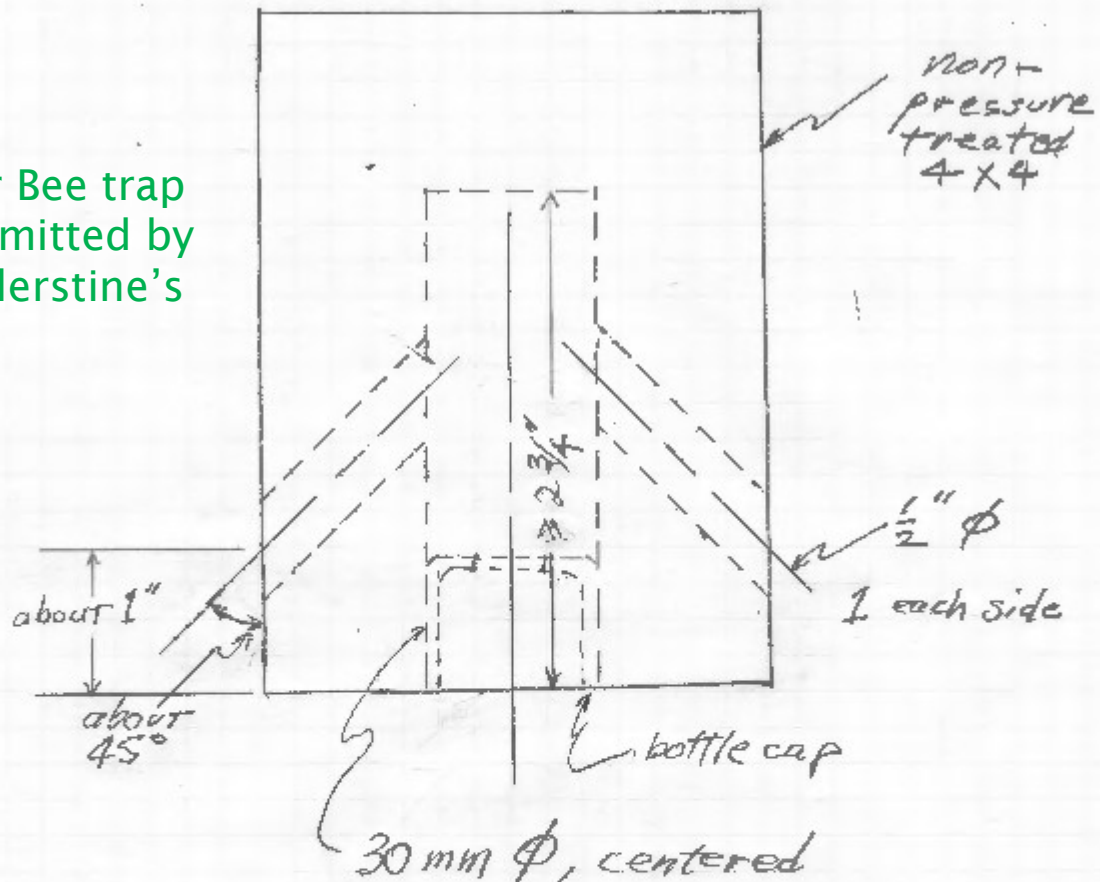
BE A HERO AND VOLUNTEER.



Correction

In last month's article about Native Bee Nest Boxes, Karl Hoke's name was accidentally omitted as one of the contributors. Thanks Karl, along with everyone else that helped make it a very successful project.

Carpenter Bee trap plans submitted by the Van Iderstine's



CARPENTER BEE TRAP

- not to scale -

note: use hot glue & a cork or similar diameter bottle cap in the big hole; drill 1/2 inch hole in cap.

Drawings

By Paul Dodson

We currently have 3 types of drawings. All drawings are for members only. Each one is explained below:

Main Drawing: Held each month. Tickets are \$1.00. This raffle includes at most 3 items: \$50 Lowes card and at most 2 other items. These 2 items are normally donated by members. Items donated will be held by the raffle chairperson for the next raffle period. All items are valued at \$99 or less.

Nick Carlucci Donation: Held each month until depleted. Tickets are FREE to active members. \$100 gift card from Lee Valley.

Big Drawing: Held twice a year. Tickets are \$5.00.


Drawings for May

Nick Carlucci Donation: Tickets are free to active members. \$100 gift card from Lee Valley.

Main Raffle: Tickets are \$1.00. This months items: \$50 Lowes card, 1/2" x 2" Expandable Dowel Pins and Woodstock W1109 Precision Stop Block pictured below.



Raffle




Earl Jenkins won a swivel corner clamp and the April big prize of the PSI table saw dust collection guard.



Carl Wick won the \$50.00 Lowe's card.

Photos by
Andy
Borland

April's Speaker



Bill Hardy and a few of his creations.
turnstylesonline.com



SHOW & TELL



Candee Van Iderstine tells us about her kitchen utility holder.




Dave Tate's personalized cutting board wedding present to Vivian & John.






Phil Christenson with his country bench.



Bernie Lammers made a stand up desk.





Thomas Selby and a photo of the Studley Tool Chest.



Bill O'Berry shows his end table.








Claire Cole displays her pascha mold.



Rick Hodgdon with the ever popular box.





Mike Mantich holds his Moxon vise update.



Chris McDonald's clock tells us it's 8:30.



Phil
Carroll

Ed Stone
III

Troy

Sue
Springett

Mike
Mantich

Joe
Lynott

Karl
Hoke

The March 30-31 Inlay class held at Troy Beall's School at Annapolis woodworks. This was the first of eight classes to be held at Troy's in conjunction with AWG.

Each member must have his payment for a class approximately one month before its scheduled date. The very last date for a payment is 2 weeks before the class starts. ALL money goes to Karl Hoke, the Guild treasurer. On the first 2 classes, several members have worked both Karl Hoke and myself up to the very last minute for their payment which could have resulted in a class cancellation. These are great classes which compliment the AWG training, and we want to keep this path open for the future. If anyone cannot attend an upcoming class please notify Jim Francis at jfrancis-sail@yahoo.com

Even More Important Reading

Classes at The School of Annapolis Woodworks

Troy Beall is offering the following classes to our AWG Members for 2017. These classes are offered **only to** AWG members and are not in his published school woodworking schedule for 2017.

The AWG Board has **approved a \$100 tuition subsidy** for each member taking a class. Each class will be offered on both a weekday and weekend. Depending upon your response, a final decision will be made as to the date and/or holding any of the classes.

All classes need a minimum of 5 students.

Hand Plane



Course Description: Students will learn how to make a wooden plane. A handmade wooden plane is light, responsive and capable of the finest smoothing and shaping. In this two-day class, students will employ basic woodworking skills to transform a block of hardwood into a sensitive and lasting tool. As the planes are completed, students will learn or refine sharpening and planing techniques. They

will also become more knowledgeable about a plane's mechanics in general, enabling them to troubleshoot and tune up any plane. Each woodworker is issued his/her own tools used during the class. Wood, glue, sandpaper and finishes are all included in the materials fee.

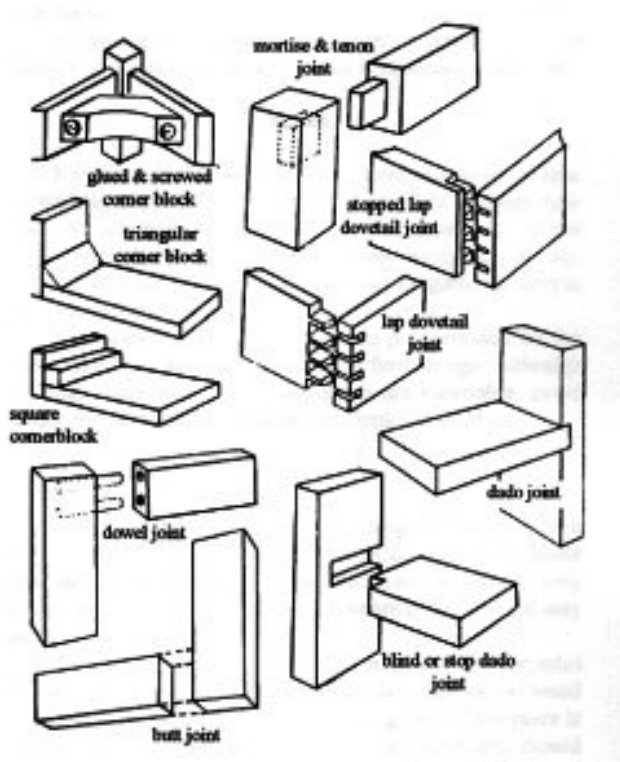
Tuition: \$250.00 + Materials fee \$60.00 Held August 24 and 25.



Scroll and Ribbon Tray

Course Description: This two-day introductory class focuses on basic carving skill as students make a carved scroll and ribbon tray to take home. These delightful trays trace back to the 1800's, and were used to carry tea and other refreshments into the parlor. Wood, glue, and sandpaper are included in the materials fee.

Tuition: \$250.00 + \$20.00 materials fee. Held July 20 and 21. July 29 and 30 is full.



Joinery

Course Description: This weekend workshop will focus on basic joint-making skills. Students will learn how to cut dovetails, mortise and tenons, lap joints, dados and rabbets. This is a great class to take to learn the basics of cabinetry, case construction and furniture making. Wood, glue, and sandpaper are included in the materials fee.

Tuition: \$250.00 + \$30.00 materials fee. Held July 22 and 23

Mentor List



Last Name	First Name	Phone	E-mail	Mentor Subject
Ames	Don	410-268-0509	dfames@verizon.net	Use and maintenance of Edge Tools (planes, chisels, scrapers)
Applegate	Patrick	410-426-8287	pappleg@jhmi.edu	Finishing with Shellac (brushed and padded)
Arndt	Michael	410-551-8588	MarylandWood-Pro@gmail.com	General wood finishing and finish restoration/repair
Ashby	Bob	410-969-2910	toolsrus58@comcast.net	Shapers, router tables and tooling for same
Borland	Andy	410-647-1242	AHBorland@aol.com	Box making
Chavez	Harry	410-863-5940	harry.chavez@gmail.com	Intarsia
Dodson	Paul	410-760-5382	pdwood-crafts@verizon.net	Scroll saws and scrolling
Hirrlinger	Jack	410-798-1339	tjhirr@verizon.net	Toys, tricks and puzzles
Luck	Jim	410-647-6622	jfl639@verizon.net	Inlay and shaker boxes
McDonald	Chris	410-326-1685	cmcdonald@thewavaz.com	Cabinets

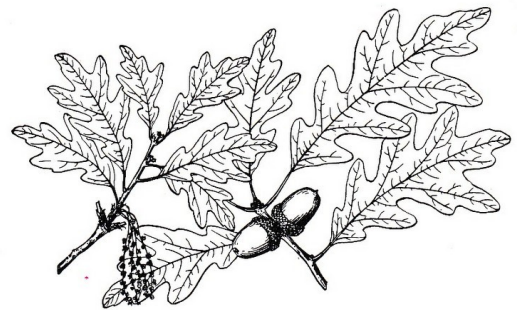


Wisdom, Wit & Whatnot



Oak, White (plain
sawn)


Quercus alba



White Oak, like Red Oak, is perhaps one of the best known hardwoods in the world. It is open grained and in its plain sawn form is highly figured. Heartwood varies in color from light grayish tan to brown. Its sapwood is much lighter in color.

Source:

Architectural Woodwork Inst.
46179 Westlake Dr., Suite 120
Potomac Falls, VA 20165
571-323-3636 awinet.org



George Cruikshank

THE NAME ON THE BEAM
BY GEORGE CRUIKSHANK

Support Our Sponsors

Wurth Wood Group 6660 Santa Barbara Rd. Elkridge, MD 21075 800-935-6229	Hartville Tools Hartville, OH 44623 Hartvilletool.com 800-345-2396	Exotic Lumber Co. 1610 Whitehall Rd. Annapolis, MD 21409 410-349-1705
-----------------------------------------------------------------------------------------	------------------------------------------------------------------------------------	---------------------------------------------------------------------------------------

World of Hardwoods 809 Barkwood Ct. Suite #1 Linthicum, MD 21090 410-636-3991	Brusso Hardware LLC 67-69 Greylock Ave Belleville, NJ 07109 Brusso.com 1-212-337-8510	Klingspor 2555 Tate Blvd. S.E. Hickory, NC 28603 Klingspor.com 800-645-5555
--------------------------------------------------------------------------------------------------	----------------------------------------------------------------------------------------------------------	------------------------------------------------------------------------------------------------

**Somerset Door &
Column Company**
174 Sagamore St.
Somerset, PA 15501
Doorandcolumn.com
800-242-7916

American Woodcrafters Supply
212 East Main, Box G
Riceville, IA 50466
Americanwoodcrafterssupply.com
1-800-995-4032

OFFICERS

The Executive Officers for May, 2016- May, 2017 are:

President - Will Hottle <president@annapoliswoodworkers.org>

1st Vice President - Dave Tate <vp1@annapoliswoodworkers.org>

2nd Vice President - Bill Carbin <vp2@annapoliswoodworkers.org>

Secretary - Phil Carroll <secretary@annapoliswoodworkers.org>

Treasurer - Karl Hoke <treasurer@annapoliswoodworkers.org>

Membership Chairman - Claire Cole <memchair@annapoliswoodworkers.org>

Program Chairman - Richard Hodgdon <progchair@annapoliswoodworkers.org>

The other officers are:

- Newsletter Editor - Ritch Valentich <news@annapoliswoodworkers.org>
- Education Chairmen - Pat Applegate & Mike Arndt
<educhair@annapoliswoodworkers.org>
- Librarian - Lloyd Gleason <libr@annapoliswoodworkers.org>
- Endowment Coordinator - Mike Arndt
- Entertainment Coordinator - Paul Dodson
- Show Coordinator- Vicki Kunde
- Show & Tell Coordinator - Jack Hirrlinger
- Special Projects Coordinator - Harlan Ray
- Tour Coordinator - Harlan Ray
- Charity Coordinator - Andy Borland
- Historian - Jim Francis
- Webmaster - Dave Tate

General Membership Meetings:

2nd Thursday of each month 7 PM

Davidsonville United Methodist Church

#819, Route 214, Davidsonville, MD

Address correspondence to:

Annapolis Woodworkers Guild

P.O. Box 6001

Annapolis, MD 21401

Website:

Annapoliswoodworkers.org

Executive Board Meetings:

4th Thursday of each month 7PM

Champion Realty

711 Bestgate Road

Annapolis, MD

Parking at rear of building. Use elevator to access lower level. Doors are open from 6:30 to 7:00. If arriving after 7:00 you will need to call Will on 410-562-3605 or another meeting attendee.

Annual Membership Dues: \$35.00,