

The Colonial Woodcutter

The Newsletter of the
Annapolis Woodworkers Guild

Meeting 7:00 PM May 9th, Davidsonville United Methodist Church

Meeting Speaker
Bill Schneck



May 2024



Contents

May 2024 President's Message	3
May Monthly Meeting	4
May Speaker: Bill Schneck	4
May Raffle Items.....	5
April Meeting	6
Show and Tell	7
April Raffle Winners	11
April Speaker: Gary Rogowski	12
Free Scroll Saw	14
Tip of the Month.....	15
AWG Member Mentors	16
AWG Officers	17
AWG's Supporting Vendors	18

Newsletter Submissions

If you have new projects, tools or fixtures that may interest to others, or if you have found a wood related news story, please share them with the Guild. Send a description, with pictures if possible, for inclusion in the Colonial Woodcutter to the editor, Duncan Adams at duncanladams@gmail.com. Items submitted by the first Thursday of the month will be published.

Many thanks to those who contributed to this month's issue.

May 2024 President's Message

Dear Guild Members

May is here – with it comes horse racing, graduations, Mother's Day, flowers from April showers, but May also brings tons of pollen, the need for grass cutting, spring cleaning and the beginnings of heat and humidity. Some of these, I believe, form good excuses to retreat to the shop to make something new. If you share this opinion, be sure to bring your creation to a future show-n-tell!

On the subject of spring cleaning, May is a month of review and transition in the Guild. This month I'll ask you to ok some relatively minor changes to Guild bylaws. These changes are largely the result of an annual review. Some revisions make bylaw language more precise, and some revisions are made to meet expectations of outside organizations like grant generating agencies and the financial agencies we deal with. You should have received a copy of the requested changes in a recent email from me. Please look over this document before the May meeting.

At the May meeting I'll also ask you to confirm our annual change of board leadership. This year we welcome new 1st Vice President Ann Sentinella. Current 1st Vice President Jim Cowan will rotate into the President's position and I will rotate to 2nd Vice President (south pasture). Also, we will welcome new Program coordinator Brian Parker to the Board. A special welcome and "thank you" is in order for these volunteers.

Finally, it's been an honor to serve you all as President this last year. I want to thank everyone for your continued support and for your willingness to help when help was needed. Strength in an organization, in my opinion, rests not just with the hard work of officers and Board members, but mainly with the interest and selfless contributions of its members. You have insured the Guild has remained strong even through tough circumstances. Congratulations.

Carl Wick



May Monthly Meeting

Thursday, May 9th, 2023, 7:00PM

Davidsonville United Methodist Church

819 W Central Ave, Davidsonville, MD 21035

Please join us for our monthly meeting of the Guild. Please consider contributing to the “show-n-tell.” If you have an item you wish to show bring it to any meeting, leave it on the front table. There you will find a sign up clip board. Please write your name and description of the item. When your turn comes describe your project including wood species, finish, special techniques you used and any unusual problem you had to solve.

If you want to show off a project that is too large to bring to the meeting you have the option of showing your work via video or pictures. If you want to present a video or pictures at the meeting contact Chris Desautels before the meeting date at: Christopher.desautels@gmail.com or 301-332-8490.

May Speaker: Bill Schneck

Guild member Bill Schneck will discuss the design and construction of a beautiful table that he made in a woodworking class.



May Raffle Items

These fine items will be raffled at the May meeting.



4-inch sanding star, \$50 Woodcraft gift card and a Craftsman rotary tool.

April Meeting

President Carl Wick opened the meeting. He talked about the annual By Laws review, which is in progress. A revised edition should be available to the members for approval next month. Also, as we near the end of the term for board members, new volunteers have stepped up. Ann Sentinella has agreed to be the next First Vice President. Brian Parker and Demetrios Haralambatos have signed up for other positions. Thanks to Ann, Brian and Demetrios for offering to serve.

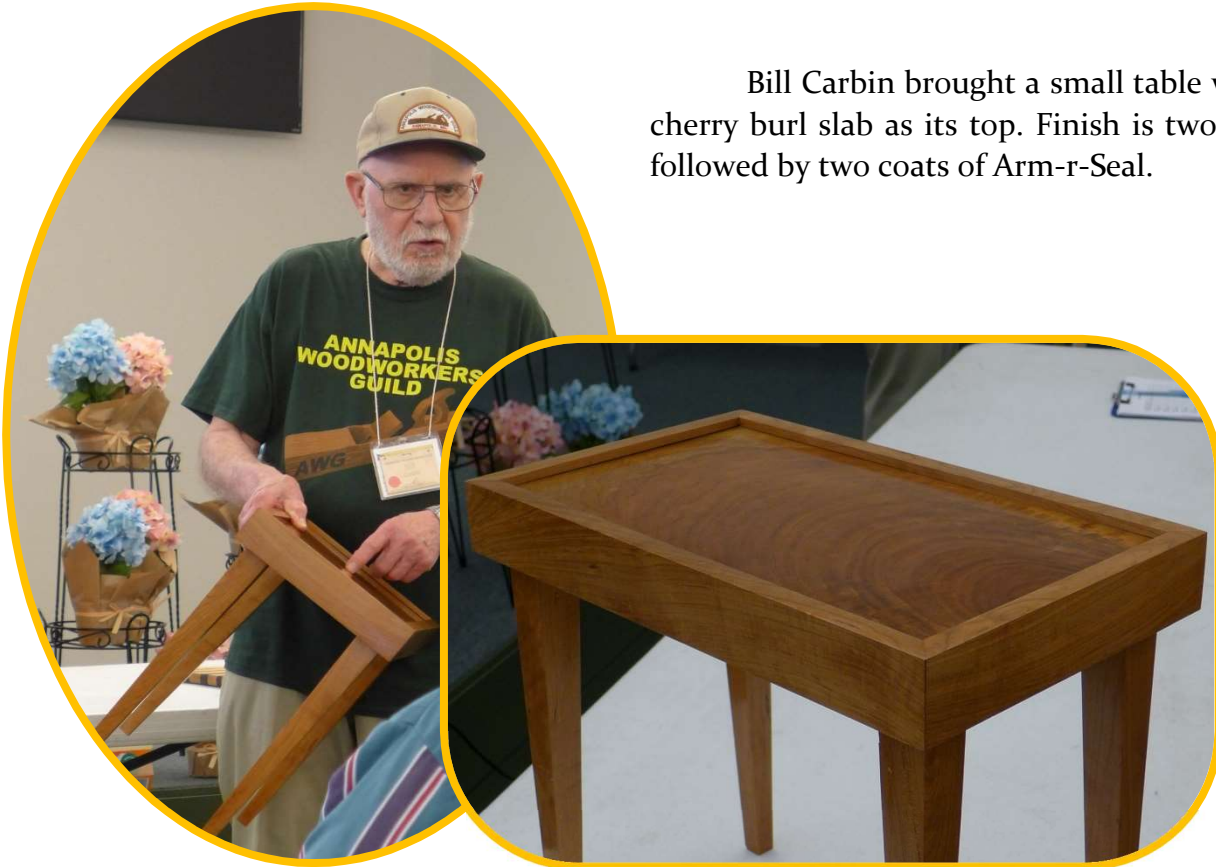


Rick Hodgdon presented an update on the one-on-one classes project and offered printed lists of the members who are offering their time and talent to others.


In addition, an inlay class is being planned, hosted by Rick in his barn shop, to be taught by Bruce Saylor. A sign-up sheet was passed around for those interested. If you missed it you can contact Rick via email.

Show and Tell

Bill Carbin brought a small table with a 9/16 thick cherry burl slab as its top. Finish is two coats of shellac followed by two coats of Arm-r-Seal.



Rick Hodgdon turned a handle for a pizza cutter, sold by Woodcraft, from a piece of redbud. A threaded insert allows the wheel to be put in the dishwasher without the handle.



Bruce Parker brought a cutting board that he made for his daughter with help from Vince Antonioli and Rick Hodgdon. The woods are black walnut, maple and sycamore and the board is finished with Odie's Oil.




Chris Desaultels shared his discovery of a great product for filling defects in woodworking. It is a clear epoxy resin used by jewelry makers for molding parts. It's Qiaoqiao DIY epoxy resin, it cures crystal clear and can be tinted if desired. Chris gets it from Etsy.



Bill Heath brought pictures of a YouTube inspired chip collector for the DeWalt planer. He also brought a cherry and maple keepsake box and a puzzle box (pictured below).






Art Mensch showed us a life size great blue heron that he carved over a period of five years. He needed to use a power carver on the body because it was a species too hard to carve by hand (he'd had it so long that he forgot what it was, but it's probably hickory). The head and neck are formed of three pieces. The wings are pine and were hand carved. The legs are rebar.



April Raffle Winners

Paul Dodson ran the monthly raffle in which the members below won these fine prizes.



Deluxe L-shaped safety handles
Bill Schneck

Scroll saw book
Brian Parker


\$50 Rockler gift with hat
Sue Springett

April Speaker: Gary Rogowski



Gary Rogowski made a return virtual visit to the Guild, bringing two more how-to videos from his on-line master class. The videos presented Gary's techniques for making finger joints on the bandsaw and cutting tapered sliding dovetails. After each video Gary answered questions from the members.

The finger joint technique involves making the tenon cuts on the band saw using the fence then inserting a shim that matches kerf width before cutting the mortise. The shim has to fit the kerf with a tight fit. When the cuts are complete the mortise and tenon edges match perfectly. When the waste has been cut away the joint, though not suitable for furniture grade work, is effective for utilitarian work.



The second video featured Gary's method for making tapered sliding dovetails which uses a router. First he cuts a dado at the same depth and narrower than the planned dovetail. Then he makes one cut with the dovetail bit. Finally he shifts his line with a 0.04 shim at one end of his guide and makes another cut, thus forming a dovetailed slot that is wider at the near end.

To complete the joint he uses the dovetail bit on a router table to cut the joint on the mating shelf. After getting the depth set and one side cut, he makes repeated small cuts, adjusting the fence slightly to walk up on the final fit.

Any members who have access to a copy of Gary's "Complete Illustrated Guide to Joinery," information on the finger joint on the bandsaw is on page 133 and the tapered sliding dovetail is on page 190.

Gary asked us to note that this coming fall his beginning series of lectures called "Setting Up Shop" will begin in late September this year. The lecture series consists of 12 weeks with lots of great information on shop basics like tool and wood storage, concepts of woodworking like sharpening, flatness, and removing twist. Overall, the series provides basic information that will improve a woodworker's time in the shop.

There is also the "Online Mastery Program" which will start in October. Some of the 15 spots are already filled. If folks are interested in either series of classes can get in touch with Gary at northwestwoodworking.com for more information.



Free Scroll Saw

Andy Borland has an extra scroll saw that he's offering free to a good home. If you can give the tool the love it deserves contact Andy.



Tip of the Month

QUICK TIPS



Paper Towels on the Go. *Jeff Hougman of Denver, CO,* likes to keep paper towels close at hand in his shop. Two dowels and a length of rope give him options for tethering the roll into the round dog holes on his workbench or clamping it in the bench vise.



Thread Setter. To remove the risk of snapping the heads of the soft brass screws that came with his hinges, *Peter Sherrill of Forestville, WI,* epoxied a steel screw to a Phillips bit for the purpose of tapping the threads in hardwood. Once that was done, he installed the softer brass screws.

This month's tip is reproduced with the permission of Woodsmith Magazine.

AWG Member Mentors

Want to learn a new skill? AWG has many member-mentors to help you. See the list below to contact one.

Have a vexing woodworking problem? There may be many other members with the same situation. AWG has a “problem box” where you can anonymously place your problem or question for discussion and possible solutions at the next meeting. You will find the box at a table near the meeting hall entrance door (when we are back in session at the church). Until then send your problems to the editor, President, or other AWG officer.

Last Name	First Name	Phone	E-mail	Mentor Subject
Ames	Don	410-268-0509	dfames@verizon.net	Use and maintenance of Edge Tools (planes, chisels, scrapers)
Applegate	Patrick	410-426-8287	patrick__applegate@comcast.net	Finishing with Shellac (brushed and padded)
Arndt	Michael	410-960-3239	MarylandWoodPro@gmail.com	General wood finishing & finish restoration/repair
Ashby	Bob	410-969-2910	toolsrus58@comcast.net	Shapers, router tables and tooling for same
Carbin	Bill	410-647-0393	carbinwilliamj@yahoo.com	Box making
Chavez	Harry	410-863-5940	harry.chavez@gmail.com	Intarsia
Dodson	Paul	410-984-8488	pdwoodcrafts@verizon.net	Scroll saws and scrolling
Harvey	Dennis	240-463-4641	denharv@aol.com	Pen making
Hirrlinger	Jack	410-798-1339	tjhirr@verizon.net	Toys, tricks and puzzles
Luck	Jim	410-647-6622	jfl639@verizon.net	Inlay and shaker boxes
McDonald	Chris	410-326-1685	cmcdonald@thewavaz.com	Cabinets

AWG Officers

(June 2023 —May 2024 Term)

President – Carl Wick
1st Vice President – James Cowan
2nd Vice President – Ken Davis
Secretary – Jim Menefee
Co-Treasurers – Vince Antonioli and
Rodger Young
Tour Coordinator – Open
Program Chairperson – Chris Desautels,
Phil Christenson and Brian Parker
Newsletter Editor – Duncan Adams
Historian - Open

Endowment Coordinator – Bill Carbin
Entertainment Coordinator – Paul Dodson
Show Coordinator– Open
Show & Tell Coordinator – Bill Carbin
Special Projects Coordinator – Open
Membership Chairperson – Tom Dettweiler
Librarian—Lloyd Gleason
Charity Coordinator—Andy Borland
Webmaster— Tyler Quevedo
Education Chair—Rick Hodgdon

MEMBERSHIP and MEETINGS

Membership is open to all interested Woodworkers.

Annual Dues: Current members renew dues in January at \$50.

New members added during the course of the calendar year will be assessed dues that are a pro-rata portion of the remainder of the full calendar year during the month joined.

General Membership Meetings:

2nd Thursday of each month 7 PM
Davidsonville United Methodist Church
819 W Central Ave, Davidsonville, MD 21035

Executive Board Meetings:

4th Thursday of the Month at 7 PM
By phone/video until further notice
All are welcome at board meetings
Contact a board member for invitation

CONTACT INFORMATION

Correspondence:

Annapolis Woodworkers Guild
P.O. Box 6001
Annapolis, MD 21401

Website:

Annapoliswoodworkers.org

AWG's Supporting Vendors



Exotic Lumber Company

1610 Whitehall Road, Annapolis, MD 21409
410-349-1705 WWW.Exoticlumber.com



Rockler Woodworking & Hardware

12975 Fair Lakes Shopping Center Ste 2975
Fairfax, VA 22033
571-435-8030
<https://www.rockler.com/retail/stores/va/fairfax-store>



Somerset Door and Column Company

174 Sagamore Street, Somerset, PA 15501
800-242-7916 WWW.Doorandcolumn.com



Klingspor

2555 Tate Boulevard Southeast, Hickory, NC 28603
800-645-5555 WWW.Klingspor.com



American Woodcrafters Supply

212 East Main, Box G, Riceville, IA 50466
800-995-4032 WWW.Americanwoodcrafterssupply.com



Bruso Hardware LLC
67-69 Greylock Avenue
Belleville, NJ 07109
212-337-8510 WWW.Brusso.com



Lake Erie Toolworks
1234 Irwin Drive, Erie, PA 16505
815-528-4337
WWW.LakeErieToolworks.com/Pages/Club
10% Online Discount Code: **AWG10**



Würth Wood Group
6660 Santa Barbara Road
Elkridge, MD 21075
410-796-7600
WWW.Wurthwoodgroup.com



Hartville Tools
Hartville, OH
800-345-2396
WWW.Hartvilletool.com

MARYLAND SELECT HARDWOODS
7470 Mason Springs Road, La Plata, Maryland
301-743-2225 Dennis.Woodruffi@gmail.com

Timberline Farms Sawmill
Arnold Sewell, owner/operator
13000 Old Frederick Rd, Sykesville, MD
Phone (410) 707-0158