


# Colonial Woodcutter

March 2016



---

## INSIDE THIS ISSUE:

---

<i>President's Angle</i>	1
<i>Sawdust</i>	2-5
<i>Guild Interest</i>	6-12
<i>Toy Workshop</i>	13
<i>New Member</i>	13
<i>Mentor List</i>	14
<i>Show &amp; Tell</i>	15-17
<i>Wisdom &amp; Wit</i>	18-19
<i>Sponsors</i>	20
<i>Contact Us</i>	21

---

## President's Angle

By Bill Carbin

**Confession Time:** I am forced to admit that I have nothing profound to offer in this article. So what else is new?

At our February AWG Board Meeting, to meet the specific requirements of the late Nick Carlucci's will, it was decided to return the money realized from the silent auction of his woodworking tools and equipment back to our Guild Members. Every Member attending our April AWG General Meeting will be given the opportunity to receive a free draw ticket. The winner will receive a \$100.00 gift card. Jim Francis will outline the details in an article further on in this newsletter.

The next regular AWG Guild meeting will be March 10, 2016 at 7PM at:

Davidsonville United  
Methodist Church  
819 Rt. 214  
Davidsonville, MD

The next AWG Board meeting will be March 24, 2016 at 7PM at:

Champion Realty  
541A Baltimore  
Annapolis Blvd  
Severna Park, MD

More info on page 21.

---

*Now it's time to put on my groveling hat. Three current elected Officers have come to the end of their two-year limited terms, so we need to recruit new officers to stand for election to serve on the AWG Executive Board for our next fiscal year. The positions that need to be filled are:*

*First Vice President*

*Membership Chairman*

*Program Chairman*

*The duties for each position are described in the Guild by-laws, available from our Web site.*



## Experienced Sawdust Rick Hodgdon

By Andy Borland

### **Q. TELL US ABOUT YOURSELF: HOMETOWN, BACKGROUND, EDUCATION, PROFESSION, AND OTHER INTERESTS.**

I'm originally from the suburbs of Chicago, Palatine, Illinois, and born in 1946. My fraternal grandfather and his father were architects and that had an influence on my interest in design and building when growing up. I graduated from the University of Colorado in 1968 with a degree in business administration. As many of our friends were, I was invited to participate in the military, so I joined the Army and was commissioned as an Adjutant General which afforded me the luck of avoiding Vietnam. When released from active duty in 1971, my wife and I settled for two years in Colorado Springs and I began my vocation as a carpenter. The building industry there tanked in 1973 so we moved to Maryland and I built homes and remodeled until 1995 when I began teaching construction, wood shop and technology education. I retired from Prince George's County in 2010 and now I take some remodeling work while enjoying my time in my shop. Additionally, I am involved in "Christmas in April" in P.G. County.

*If you have been asked to complete the Experienced Sawdust questionnaire please respond. We believe that this column makes the Newsletter more interesting and enables us to get to know other members- interests and accomplishments. Thanks.*



Bob Bence Cross

## Q. WHAT OR WHO HAS INFLUNCED YOUR WOODWORKING INTEREST?

I was introduced to woodworking when I attended summer camp at 9 years of age. The instructor was very patient and one project he was instrumental in guiding me to complete was a lazy Susan made of mahogany. While building custom homes I enjoyed building book cases and fireplace mantles, carving designs and names in them. Today I'm interested in making pens and the like on the lathe. I really enjoyed making the lectern which I brought to the February meeting. That project got me into veneer work, lamination bending, lathe work and carving, some first time challenges.

## Q. WHAT WOODWORKING PUBLICATIONS DO YOU READ AND WHICH ONE DO YOU REFER TO MOST OFTEN?

The publications I most enjoy are Fine Woodworking and Popular Woodworking. because they have such inspiring projects in both their articles and the "readers gallery."



Sconce

**Q. DESCRIBE YOUR WORKSHOP( (LOCATION, SIZE, POWER TOOLS, IMPORTANT HAND TOOLS, JIGS COMMONLY USED), AND IS THERE ANYTHING UNUSUAL ABOUT YOUR SHOP?**

I am blessed (and cursed) with a large shop, originally a tobacco barn 60'x30'. The reason I say cursed is that there is enough room that I have not made myself properly organize it, being a piler and procrastinator I'll get to that next year. Shop tools include a nice Powermatic table saw, Delta lathe, 12" Grizzly jointer/planer, spindle shaper, a 6" edge sander, scroll saw, drill press, lots of fun stuff! I finally got around to getting an air filter last year and wonder why I waited so long.



Chest



Ribbon Box & Vase



Carving on desk support.



Shower stall tile inlay

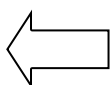


**Q. WHAT ARE YOU LOOKING FORWARD TO THAT THE GUILD HAS TO OFFER, AND WHO OR WHAT HAS INFLUENCED YOU WITHIN THE GUILD?**

I'm looking forward to the intarsia class Harry Chavez is giving next month. I also had a nice time getting pointers from Paul Dodson, learning better scroll saw techniques. I also enjoyed the box-making class.



Lectern



Front View



Rear View



# GUILD INTERESTS

## NICK CARLUCCI AWARD

Nick Carlucci, a long-time AWG member, recently passed away and gave all of his woodworking tools to the Annapolis Woodworking Guild. The Guild held a silent auction for the tools, which yielded approximately \$5000. To honor his gift, the AWG Board has approved a new award program which is to be solely supported from those funds. The award will be given monthly at the general membership and Christmas meetings. A random drawing at each meeting will select a winner. The winner will receive a \$100 gift card from a woodworking supplier to purchase woodworking tools to improve his/her woodworking skills.

### NICK CARLUCCI AWARD RULES:

April 2016 general meeting will be the official start of the new program.

There is no cost for any member to enter the program.

At each monthly meeting a free ticket will be given to all who wish to participate. A member can enter only once per month but may enter any or all twelve months.

Only members with paid current dues may enter the program.

You must be present to win.

A winning ticket will be drawn during each meeting. Only after verification from the AWG Treasurer will the award will be granted.

There is no time limit to spend the award.

The Award will be active until the funds are diminished from the Program.

## **TROY BEALL SPECIAL AWG TRAINING CLASSES**

Troy has offered several discounted courses for our AWG members. These are specifically designed for AWG members only. The classes will be offered on select weekends or a Thursday/Friday combination during the week. Most of the classes will require a minimum of 12 people. If we cannot meet those criteria, the class will be cancelled. A personal check for the course cost must be given to the AWG Treasurer one month prior to the class date. In the event of an over subscription, the entries will be honored on a first come basis. Any surplus entries will be kept for a possible future second offering. The first two classes are listed below:

**Bandsaw Boxes** 2 day course, 12 people required, cost is \$55/each/day

Offered April 21 and 22 (weekdays) or July 30 and 31 (weekend)

**Course Description:** In this class we will learn how to properly tune a bandsaw to make the most accurate cuts possible including intricate pieces and tight turns. Students will make a bandsaw box and learn how to rejoin the wood, making nearly invisible seams. Students will also learn how to finish the box with an ancient finish that will last for many generations.

**Woodbending** 2 day course, 12 people required, cost is \$55/each/day

Offered May 12 and 13 (weekdays) or August 6 and 7 (weekend)

**Course Description:** Students will learn how to bend wood. In this class we will try different techniques of bending wood such as kerf bending, laminate bending, steam bending, hot pipe and more. This class is a must if you plan on building curved pieces.

A clipboard will be circulated during our March (10<sup>th</sup>) meeting for each of the proposed classes.

## Upcoming Events

March 12



More information at [davidsonvillemaryland.org](http://davidsonvillemaryland.org)

March 12

P.A.T.I.N.A. Tool Show & Auction. More info [patina tools.org/auction](http://patina.tools.org/auction)

April 22-23

Lie-Nielsen Hand Tool Event More information at [lie-Nielsen.com](http://lie-Nielsen.com). Location is Community Forklift, Edmonston, Md. See [communityforklift.org](http://communityforklift.org)

May 13 & 14



Fox Chapel Open House & Woodworking Show. See [Wood-Show.com](http://Wood-Show.com)

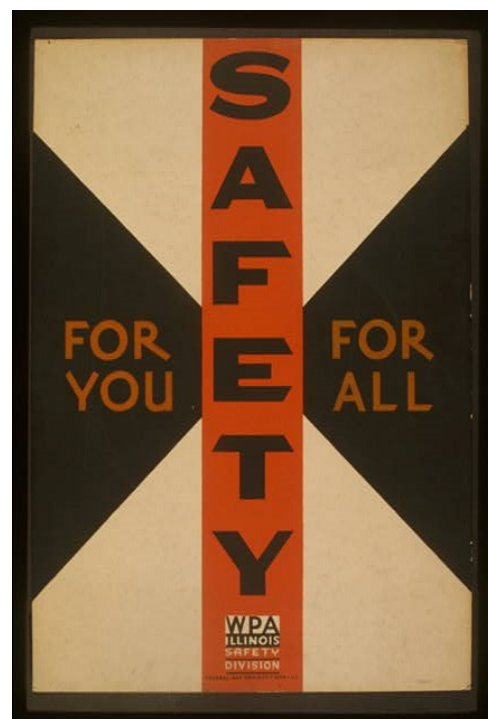
September 24- 25

Mid Atlantic Woodturning Symposium. See [mawts.com](http://mawts.com)

## March Speakers

We will have two speakers for the March meeting. Brian Graham will make a return visit and his subject will be dust control in the shop.

William Rynone will discuss the layout of spindles on chairs and the like.





## 2016 Wood Show in Timonium, MD

This year's 2016 Wood Show actually started in January of 2015 at the Bob Evans Restaurant in Crofton, MD. Approximately 15 members came up with the ideas for this past show, including having a mock set-up, and exploring different layouts. On the day after Thanksgiving, Bob Ashby was able to arrange some time at his church for us to do just that. In a very short time, Bob Ashby, Mike Arndt, Bill Cardin, Virgil Ramey and Dan Ferro had the booth set up and we worked out a much better layout for this year's event. When Mike and I returned from getting more lighting, the booth was 80% taken down and ready to be put back in the trailer. Teamwork is priceless and these guys really rocked that day.



My goal was to create a set-up manual with pictures, captions and step by step instructions to assemble the panels and attach the lighting and shelves.

The set-up crew was amazing. We were completely set up in less than 2 ½ hours, a full 60 minutes before the show actually started! More than 18 members offered an item (or two) to be displayed this year.



It was so much fun arranging all the toys, furniture pieces and beautiful table items. Chris McDonald's coffee table was a big hit, so were all the different boxes, and the kids loved playing with the toys. There were over 30 members manning (and woman-ing) the booth and some people pulled double shifts and others were part of set up and take down. Almost last minute, I was able to put together a handout inviting prospective members to check out our group. The handout also included our website, dues, meeting address and our Mission.



I overheard two guys from another Guild organization commenting on how great our booth looked and were taking pictures!!

The take-down crew set a record this year. Having labels on boxes and the place cards really made this part super easy. In one hour and 15 minutes, everything was back in the trailer and all the items were boxed

up ready to return to their owners. Of course, none of this was possible without the extra efforts of Candee and Richard VanInderstine, trailer toting extraordinaries. These two have been “getting our show on the road” the past 2 years and ensuring the trailer makes it back to Tom Ladelma's house safe and sound.





The “after the wood show” breakfast had 15 attendees and the meeting went great. So many positive comments came from this past show, proving all our efforts paid off. More ideas were talked about for next year’s booth, including end panel covers, less volunteers on Friday’s shifts and a separate kids table to assemble a toy to keep. Other ideas included making wooden welcome items for new members – such as a pen or an AWG coaster. Plans are on paper for the 2017 show (thank you Paul Dodson for twisting my arm) but with all the above members that helped with this past one, it really wasn’t much of a twist. I truly enjoy being a member of The Annapolis Woodworkers Guild and the biggest reason is because of all the helpful members.

Thank you again to everyone that participated in the 2016 wood show. You guys and gals are the best.



Article and photos by  
Vicki Kunde.

Paul Dodson

Bob Ashby

Harry Chavez



Sue Springett

Candee Van Iderstine

Photos from Harry Chavez's in-tarsia class submitted by Sue and Candee.



## New Member

by Jim Francis

Welcome new member Bruce Mitchell. Bruce was born and raised in Baltimore and now lives in Glen Burnie. He recently retired in August 2015 after 32 years with Cummings Engine. Married for 43 years, he and his wife have two children and five grandchildren. Both he and his wife are woodworkers. Bruce has a complete woodshop in his basement and has enjoyed woodworking for about ten years. His wife is an active scroller. Presently Bruce is building a cabinet for their home. He also spends time on Wednesdays helping out at Kinder Park with several other of our AWG members. Bruce was attracted to AWG and hopes to improve his education, knowledge and woodworking skills by taking advantage of the vast knowledge base within the Guild. All please welcome Bruce.



# Toy Workshop

## Annapolis Woodworkers Guild

### Contributors

Don Ames

Bill Carbin

Barry Frankel

Paul Dodson

Will Hottle

Jim Jordan

Andy Borland

Lloyd Gleason

Phil Carroll

Jack Hirrlinger

Chris McDonald

Fred Goldstein

Mike Lancaster

Mike Lancaster was inadvertently omitted from this list in last month's newsletter.

# Mentor List



Last Name	First Name	Phone	E-mail	Mentor Subject
Ames	Don	410-268-0509	dfames@verizon.net	Use and maintenance of Edge Tools (planes, chisels, scrapers)
Applegate	Patrick	410-426-8287	pappleg@jhmi.edu	Finishing with Shellac (brushed and padded)
Arndt	Michael	410-551-8588	MarylandWood-Pro@gmail.com	General wood finishing and finish restoration/repair
Ashby	Bob	410-969-2910	toolsrus58@comcast.net	Shapers, router tables and tooling for same
Borland	Andy	410-647-1242	AHBorland@aol.com	Box making
Chavez	Harry	410-863-5940	harry.chavez@gmail.com	Intarsia
Dodson	Paul	410-760-5382	pdwood-crafts@verizon.net	Scroll saws and scrolling
Hirrlinger	Jack	410-798-1339	tjhirr@verizon.net	Toys, tricks and puzzles
Luck	Jim	410-647-6622	jfl639@verizon.net	Inlay and shaker boxes




# Show & Tell

Photos by Candee Van Iderstine & Harry Chavez

Shawn Crowley holds his wooden spoon rack.



Ed Stone explains his double staining of curly maple.




Jim Francis shows his scroll sawn magazine rack.





**Rick Hodgdon and the completed lectern.**



**Harry Chavez displays his intarsia pattern technique.**



**Vicki Kunde shows her tool box from a kit, which could be used for many projects.**







Rich Ellery won the \$500.00 Training Award and spent it learning to make this rocking chair using walnut.



Photos by Candee Van Iderstine.

# Wisdom, Wit & Whatnot


**Redwood Flat Grain (Heartwood)**  
*(Sequoia sempervirens)*



Redwood's heartwood color is a fairly uniform brownish red, while its very limited sapwood is lemon colored. It's considered a very stable wood. Its pleasing and uniform color lends itself to a variety of such finishes suggesting the warmth and honesty of wood in its natural state.

Source:

Architectural Woodwork Institute  
46179 Westlake DR., Suite 120  
Potomac Falls, VA 20165  
571-323-2626 [awinet.org](http://awinet.org)



I stand at my workbench. Shavings curl from the plane in my hands, swish-and-slide, as I rock to the motion of work. The smell of fresh-cut wood, a slick, silvery yellow surface gleaming under the tireless plane, and a feeling of contentment. Nothing is wrong. Here I am, here is my work—and someone is waiting for the fruits of these fleeting hours.

James Krenov

“A Cabinetmaker’s Notebook”



### **Brain Teaser “just for fun.....”**

The following may not be profound, but may possibly challenge some of our AWG Guild Members!

**GIVEN:** You have a drawer full of socks, each of them is either red, white or blue.

**QUESTION:** You start taking socks out of the drawer without looking at them. How many socks do you need to take out to ensure that least two are the same color?

Being the polite “and humble” individual that I am, I will not humiliate any member by advising how quickly a seventh grade student in the South Bronx solved this problem.

The answer will be announced at the March 10 General Membership Meeting.

**Warning:** It is my intention to include another problem in the April newsletter.

Submitted by Bill Carbin

## Support Our Sponsors

---

<b>Wurth Wood Group</b> 6660 Santa Barbara Rd. Elkridge, MD 21075 800-935-6229	<b>Hartville Tools</b> Hartville, OH 44623 Hartvilletool.com 800-345-2396	<b>Exotic Lumber Co.</b> 1610 Whitehall Rd. Annapolis, MD 21409 410-349-1705
---	--	---

---

<b>World of Hardwoods</b> 809 Barkwood Ct. Suite #1 Linthicum, MD 21090 410-636-3991	<b>Brusso Hardware LLC</b> 67-69 Greylock Ave Belleville, NJ 07109 Brusso.com 1-212-337-8510	<b>Klingspor</b> 2555 Tate Blvd. S.E. Hickory, NC 28603 Klingspor.com 800-645-5555
--	--	--

**Somerset Door &  
Column Company**  
174 Sagamore St.  
Somerset, PA 15501  
Doorandcolumn.com  
800-242-7916

**American Woodcrafters Supply**  
212 East Main, Box G  
Riceville, IA 50466  
Americanwoodcrafterssupply.com  
1-800-995-4032

---

## OFFICERS

The Executive Officers for May, 2015- May, 2016 are:

President - Bill Carbin <president@annapoliswoodworkers.org>

1st Vice President - Will Hottle <vp1@annapoliswoodworkers.org>

2nd Vice President - Fred Oakes <vp2@annapoliswoodworkers.org>

Secretary - Phil Carroll <secretary@annapoliswoodworkers.org>

Treasurer - Karl Hoke <treasurer@annapoliswoodworkers.org>

Membership Chairman - Sandy Ashton <memchair@annapoliswoodworkers.org>

Program Chairman - Richard Hodgdon <progchair@annapoliswoodworkers.org>

The other officers are:

- Newsletter Editor - Ritch Valentich <news@annapoliswoodworkers.org>
- Education Chairmen - Pat Applegate & Mike Arndt  
<educhair@annapoliswoodworkers.org>
- Librarian - Lloyd Gleason <libr@annapoliswoodworkers.org>
- Endowment Coordinator - Mike Arndt
- Entertainment Coordinator - Paul Dodson
- Show Coordinator- Vicki Kunde
- Show & Tell Coordinator - Jack Hirrlinger
- Special Projects Coordinator - Harlan Ray
- Tour Coordinator - Harlan Ray
- Charity Coordinator - Andy Borland
- Historian - Jim Francis
- Webmaster - Dave Tate

General Membership Meetings:

2nd Thursday of each month 7 PM

Davidsonville United Methodist Church

#819, Route 214, Davidsonville, MD

Executive Board Meetings:

4th Thursday of each month 7PM

Champion Realty

541A Baltimore Annapolis Blvd

Severna Park, MD

Annual Membership Dues \$35,

due on the anniversary of the date you joined AWG.

### Website

Annapoliswoodworkers.org

Address correspondence to:

Annapolis Woodworkers Guild

P.O. Box 6001

Annapolis, MD 21401