

COLONIAL WOODCUTTER ***JANUARY, 2018***

PRESIDENT'S ANGLE
DAVE TATE



Happy New Year!

For those of you that didn't make it to the Christmas Dinner, you missed out on some nice prizes and gifts. Everyone went home with at least one gift, and anyone who participated in the ornament exchange also took home an ornament. The DeWalt 12-inch sliding compound miter saw prize went to Tom Dettweiler, and Robert Finnin is the latest winner of the \$500 Education Award. Congratulations to Tom and Robert! I'm sure they'll both find great ways to use their awards.

Hopefully everyone had a chance to attend the Woodworking Show in Baltimore, and either helped with staffing the booth, or at least gave your support to the AWG members at the booth. Kudos to Candee Van Iderstine for making it all happen, and thanks to all those members that helped.

Did you pay your 2018 dues yet? Don't forget that the Guild has changed the membership renewal process so that everyone's annual membership runs from January 1 through December 31, and the amount is now \$36. Everyone's dues are due on January 1. You can still renew with either cash or check to the treasurer, or via the web site using PayPal. So, bring a check with you to the January meeting, or renew online now. Otherwise, your membership is going to expire!

AWG Guild meeting is January 11, 7:00 PM
Davidsonville United Methodist Church
819 Rt. 214
Davidsonville, Md

More info on page 26.

EXPERIENCED SAWDUST WITH CARL WICK

By Andy Borland



Q. TELL US ABOUT YOURSELF: HOMETOWN, BACKGROUND, EDUCATION, PROFESSION, AND OTHER INTERESTS.

I was born in the then-U.S. Panama Canal Zone at a place called Coco Solo where my father was stationed as a Navy seaplane pilot (PBM's). This is the same place (and hospital) that John McCain was born. While growing up I lived in Panama and California while my father served in Korea, then I started school in a rural one-room schoolhouse in Michigan, and later moved first to Missouri and then to Kansas after my father resumed civilian life as an engineer for McDonald Aircraft and Boeing. I graduated from a high school in Derby, Kansas (a suburb of Wichita), and then entered the Naval Academy in 1966 (my nomination came from then Vice President Hubert Humphrey). I graduated in 1970 and became a Naval Aviator, flying various helicopters in search and rescue and antisubmarine missions. I spent a total of 20 years on active duty as a pilot and as an aerospace engineering duty officer. While on active duty I completed a Master's degree in computer science at the Naval Postgraduate School, and much later completed a Doctorate in computer engineering at the George Washington University. After retiring from active duty in 1990 I immediately began a second 22 year- career as a civilian at the Naval Academy, where I held several positions as professor and department head of the Weapons and Systems Engineering department and as the director of Midshipman research courses and projects. After my retirement in 2012 I've held several invited mentoring positions at the Naval Academy and at the George Washington University.

Q. HOW LONG HAVE YOU BEEN INTERESTED IN WOODWORKING?

Since my teens. My father was the son of a carpenter and he passed some of those skills on to me while growing up. In my schooling I had some really great Junior High level shop teachers who also helped me understand that I could use my own hands and mind to make things. So, I would say the seed started about 55 or more years ago.



Table made from antique sewing machine (butternut).



Pub style dining table (cherry).

Q. ARE YOU RECEIVING WHAT YOU EXPECTED FROM THE GUILD?

Every bit and more. I love coming and hearing and seeing what others are doing. Every talk and every show-n-tell seems to give me some ideas that will help my next project to turn out better.

Q. TELL US A BIT ABOUT WHY YOU JOINED OUR GUILD, AND HOW LONG HAVE YOU BEEN A MEMBER?

I'm about to start my third year with the Guild. I joined the Guild because I value very much seeing how others attack projects and problems. I'm mostly a "visual learner," and just seeing how something is done is more productive to me than reading and viewing lots of pages in books and magazines. I have not once been disappointed. Every meeting I come to I get ideas for future projects, I learn a technique or two, and I'm constantly meeting new and very interesting folks.



.Box (marblewood, ebony, recycled hardwood flooring).



Various turnings and clock (clock face is redwood burl).

Q. WHAT GOT YOU INTERESTED IN WOODWORKING?

I've got several hobbies that I've developed over my life. Two (woodworking and amateur radio) stem back to my Junior High days where I had some really wonderful teachers who helped me learn the basics – in woodworking these were things like working with various hand tools and how to start with a piece of rough-sawn lumber and produce a finished project. These basic skills just stuck with me, so when I finally started projects on my own I had some idea of how to begin and what tools I needed to have.

Q. TELL US ABOUT YOUR FIRST WOODWORKING PROJECT AND SHOW A PICTURE IF YOU HAVE ONE.

It's hard to trace back that far, but some of the first significant projects I undertook were to help put some furnishings in our first house in San Diego about 1973 or so. When we bought this house we had previously lived in a house trailer, then an apartment. As a consequence, we had little in the way of furnishings. I decided to build a few things with a radial arm saw I bought at Sears. That and some pine produced a "Craftsman" style couch (pun intended) and an octagonal lamp table. We still have the table, now about 45 years old!



Bowl with lid (beech, holly, paduk, bubinga).



Lamp table (obeche).

Q. HAVE YOU RECEIVED AWARDS OR RECOGNITIONS FOR ANY OF YOUR WOODWORKING PROJECTS? IF SO, WHAT WERE THEY FOR AND BY WHOM?

The only "awards" I have received have been the thank-yous I've received from relatives, friends and acquaintances that I've given various items to. These are the most satisfying awards to me.

Q. WHAT OR WHO HAS INFLUENCED YOUR WOODWORKING INTERESTS?

Other than my father and past teachers, my younger brother owns a woodworking business in Seattle (O.B. Williams, Co.) and routinely does some amazing high-end work for some industry giants like Microsoft and Amazon. In my local circle I have a neighbor and long-time friend who worked in the boat building business and has done some amazing projects for his home. He has shared a lot of techniques over the years. I love going to shows that feature projects of others – the American Craft Council show in Baltimore is a favorite. Shows are often inspiring, and hopefully, I can see how some interesting things are put together, which is the best part of all. I've also taken a few classes – inlays, turning and wood bending. These have all provided great inspiration and motivation for projects.



One of my first pieces of furniture (octagonal table – pine).



Tea box (cherry).



Sewing table (cherry).

Q. WHAT WOODWORKING PUBLICATIONS DO YOU READ, AND WHICH ONE DO YOU REFER TO MOST OFTEN?

I get and read a lot of magazines (probably too many) – Fine Woodworking, Woodsmith, Wood, and Woodturning are a few. I can't say that any one is any better than another for me. They all have interesting ideas, which is the main reason I get them. I can only think of one thing that I've directly built from a magazine article – a magazine rack, but I have certainly have used many ideas to form my own designs and many of the methods and techniques I see to build them. Another form of “publication” I use very often are the many woodworking programs that are available on public TV and on the Internet. I find these very helpful in learning and refining woodworking techniques.

Q. DESCRIBE YOUR WORKSHOP (LOCATION, SIZE, POWER TOOLS, IMPORTANT HAND TOOLS, JIGS COMMONLY USED) AND IS THERE ANYTHING UNUSUAL ABOUT YOUR SHOP?

I have a room about 10x12 feet on the lower level of my house that is mainly dedicated to my woodworking pursuits – and shared with a furnace and hot water heater. I've been able to accumulate many good tools over the years, and the space is now really too small, so most tools are on wheels and are moved into place as needed. The major tools I have are a 14” Rikon band saw, a 12” DeWitt planer, a 6” Rikon jointer, an oscillating sander, a 10” Bosch contractor-style table saw and a Delta midi-sized lathe. Put these, a workbench and some lumber in the space and things become quite compact. I have built cutoff and angle sled jigs for the table saw that are extremely helpful in making joinery for boxes and other mitered projects.

Q. ARE YOU DOING ANYTHING SPECIAL NOW THAT GIVES YOU GREAT JOY?

I love wood turning. I find this to be incredibly satisfying and I'm rarely disappointed in what a block of wood reveals after spending a little time on the lathe. I very rarely plan lathe projects much in advance. It just seems that the block of wood wants to tell me what it will become. I must admit that there was a bit of a learning curve to learning how to turn, but once I finished just a couple of small projects I was hooked. This is definitely an area of woodworking where a beginning class is a “must”. Many of my turning projects now have other homes, especially pens, which for me are great personal gifts to others.

Guild Interests



Are words needed?

Thank you so much for the wonderful wood toys for my classroom! They were so beautiful. The students in my class love playing with them. The girls especially love the crib. The boys really love the train.

we really appreciate your kindness and generosity. Happy Holiday's!

Nicky Burggraff
Kindergarten
teacher at
Mill Parole
Elementary

Services from the Heart

Backpack Buddies Program

EIN# 38-3897461

Monday, December 11, 2017

Dear Andy Borland & The Annapolis Wood Workers Guild,

On behalf of Services from the Heart Backpack Buddies Program we would like to thank you for your generous contribution of creative wooden items for the children we serve. We appreciate the time and effort you put into creating unique gifts to the children in our Backpack Buddies Program. In addition, thank you for the extra wooden gifts your organization contributed to the Judy Center serving Hilltop & Belle Grove Elementary Schools.


Supporting Services from the Heart is one of the direct ways to give back to the community and lend a hand to those in need. Within Anne Arundel County approximately 20,270 children are living in food insecure households (www.Feedingamerica.org). The goal of Services from the Heart is to ensure that each student that is in need of a food backpack receives one. Children who receive the majority of their meals at school (breakfast and lunch) should not have to go hungry over weekends and holidays. **Hunger does not stop on the weekend**; therefore, it is essential that we provide this service to students who are at risk of experiencing a food shortage.

We are currently serving 77 consistent, weekly food backpacks to three Anne Arundel County Schools (Eastport Elementary School, Hilltop Elementary School, and Belle Grove Elementary School).

We truly appreciate the time and effort you put into making each item. Thank you for supporting our Backpack Buddies Program....we are all connected!

Happy Holidays!

With Gratitude,



Donna Wilson-Johnston, LGSW, MSW
President & Founder

Services from the Heart, Inc. is a 501(c) (3) nonprofit organization. Your contribution is tax deductible to extent allowed by law. No goods or services were provided in exchange for your generous financial donation.

Services from the Heart, Inc. | 623 Baltimore Annapolis Blvd. | Severna Park, MD | 21146 | 443-995-91

Donna@Communityservicesfromtheheart.com

www.Communityservicesfromtheheart.com

Appreciation

I want to thank all the men who contributed to our toy charity. They are Don Ames, Will Hottle, Bill Carbin, Jim Jordan, Phil Carroll, Paul Dodson, Jack Hirrlinger, Karl Hoke and Andy Borland. These men have created toys that have brought joy to kids of all socio-economic groups. For those of us who delivered the 1600 toys to the adults who distributed them, we saw the adult's eyes light up with unexpected excitement.

Again, I want to thank all who contributed.

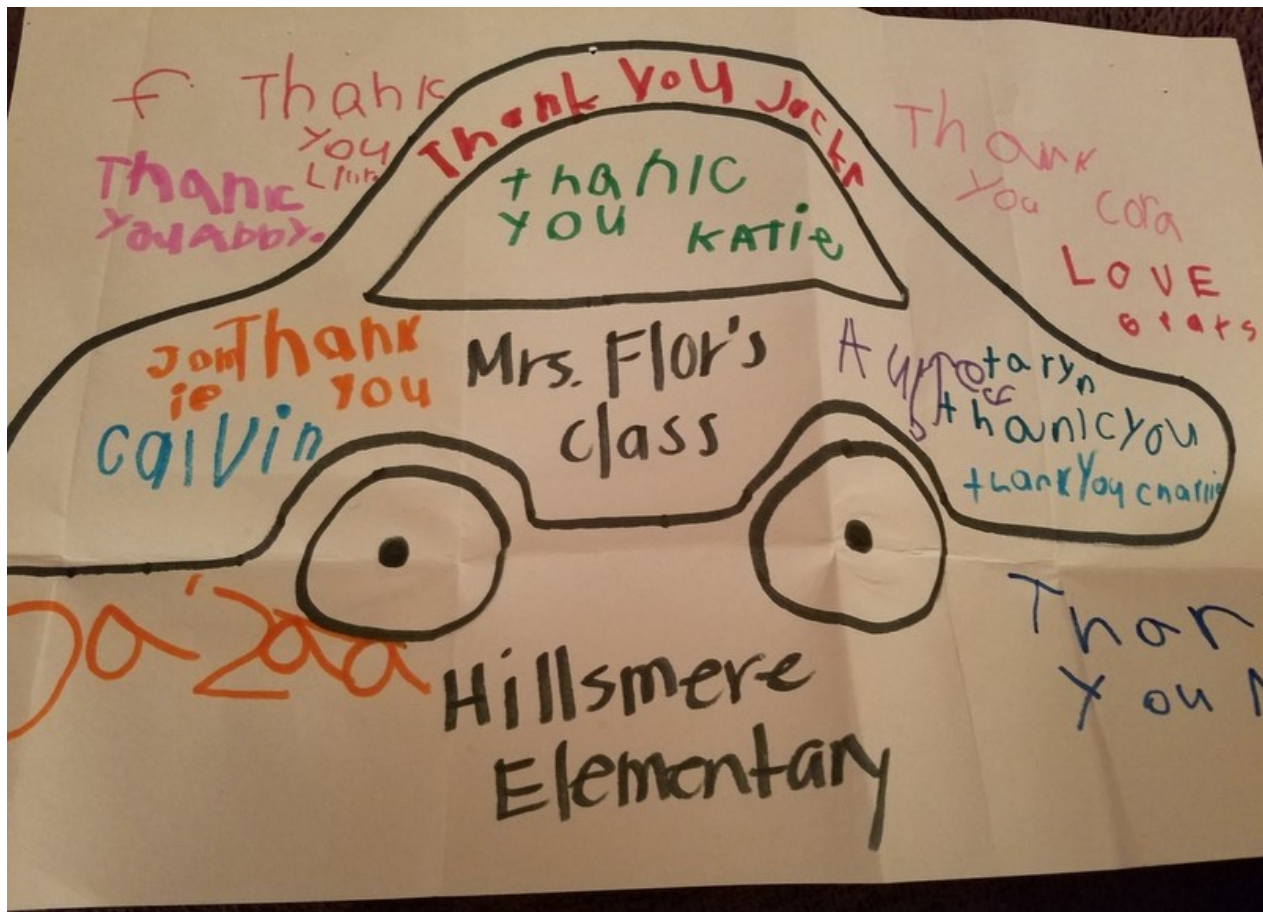
Andy Borland



Andy Borland

Bill Carbin

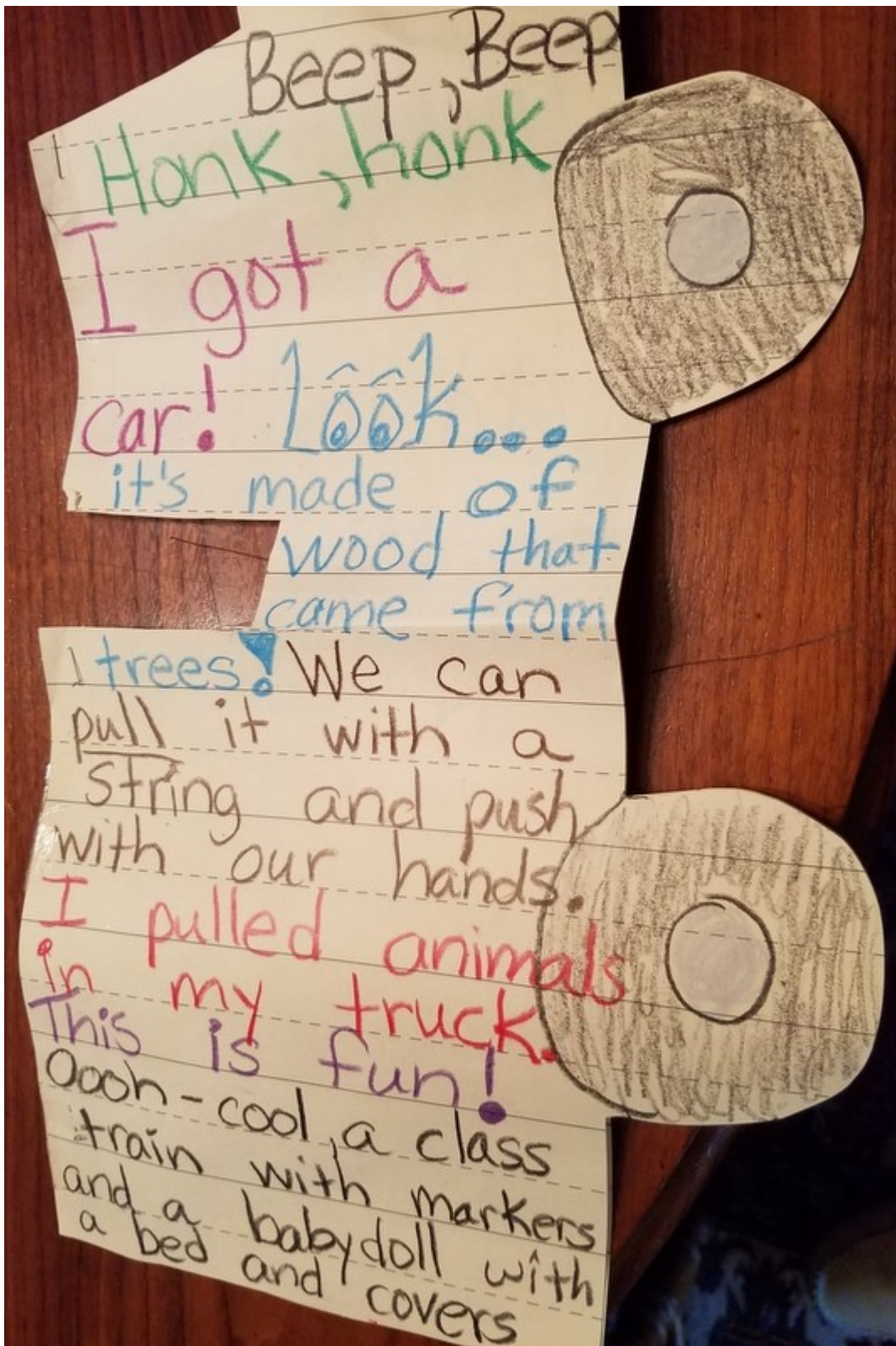
Don Ames



To the wonderful folks at The Toy Workshop of
Annapolis Woodworkers Guild and Mr. Borland,

May the beauty and peace
of the season
stay in your heart
all through the year.

Thank you so very much for your generous
donations to our unit! our kids and families really
appreciate having gifts to look forward to while they're
with us over the holidays! Thank you~The AAMC Peds Team





of the Backpack
Buddy bags to be
distributed on
Friday before
Christmas.

Thanks so much
for your thoughtful
generosity.

Sincerely,
Laura DiBerardino

Mr. Borland,

Thank you to
you and the woodworkers
guild for the beautiful
wooden toys and boxes.
I know that the
children are going to
love them. I have
placed one in each

YOUR AWG Membership dues
are **PAYABLE**
January 1, 1918.

See below for more information.



New Membership Dues and Calendar:

As most of you know memberships will be changed to a calendar year basis starting 1 Jan 2018. Most of you have paid a prorated amount in the last year or have received a refund for overpayment. The new dues of **\$36.00** will begin on 1 Jan for the calendar year 2018. For those of you who do not attend meetings you can pay using Paypal or by mail to our PO Box attn. Treasurer. There are a few folks who are paid through a date well into 2018. I will contact each of you separately by email and let you know what to pay. Thank you for your cooperation. If you have any questions, please contact me at bjfrankel@yahoo.com.



January's Speaker



Mike Brass is the owner of BrassCrafted, a woodworking company that specializes in custom made cutting boards and wooden products. BrassCrafted is a side business that both Mike and his daughter, Dani Brass, started a few years back on top of their full-time jobs. Mike has been building and handcrafting items since he was 8 years old. Even though woodworking was a passion for him starting at a young age, he decided to move forward with a bachelor's degree from Doane College before acquiring a masters in fitness management from the United States Sports Academy. This path lead him to become a college strength and conditioning coach for 5 different football teams over the past 32 years. He is currently employed by the Naval Academy Athletic Association but has never let his interest in woodworking slip. He has continued over the years making custom wood products for friends, family and anyone who knew his craft. Similar to how his father taught him the tricks of the trade in woodworking 40 plus years ago, he is now teaching his daughter those same skills. In return, she utilizes her college degree by bringing her sales, marketing and graphic design background to the table. This serendipitous team has turned a small side hobby into a business. Together they have formed an unstoppable duo that exceeds expectations from a two-man team. From custom orders, corporate clients, craft shows, and more, they continue to expand their business and successes.

www.BrassCrafted.com

More on next page



Upcoming Speakers

February: Joe Gorleski, Vacuum Press Veneering
Joewoodworker.com

March: Jeff Beck, Stanley Black & Decker

Drawings

By Paul Dodson

We currently have 3 types of drawings. All drawings are for members only. Each one is explained below:

Main Drawing: Held each month. Tickets are \$1.00. This raffle includes at most 3 items: \$50 Lowes card and at least 2 other items. These 2 items are normally donated by members. Items donated will be held by the raffle chairperson for the next raffle period. All items are valued at \$99 or less.



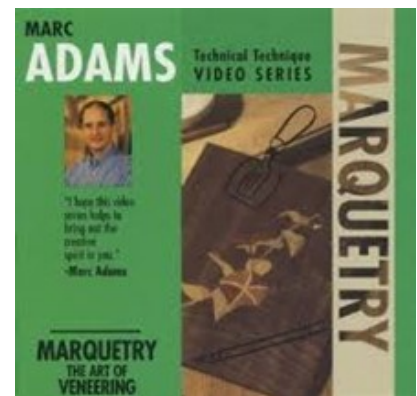
Nick Carlucci Donation: Held each month until depleted. Tickets are FREE to active members. \$100 gift card from Lee Valley.

Big Drawing: Held twice a year. Tickets are \$5.00.

Drawings for January

MAIN RAFFLE: This month:

- 1) 3-Marc Adams DVD's
- 2) Pacific Rack & Machine Blade Gauge II & Angle Perfect II
- 3) Lowes \$50 gift card

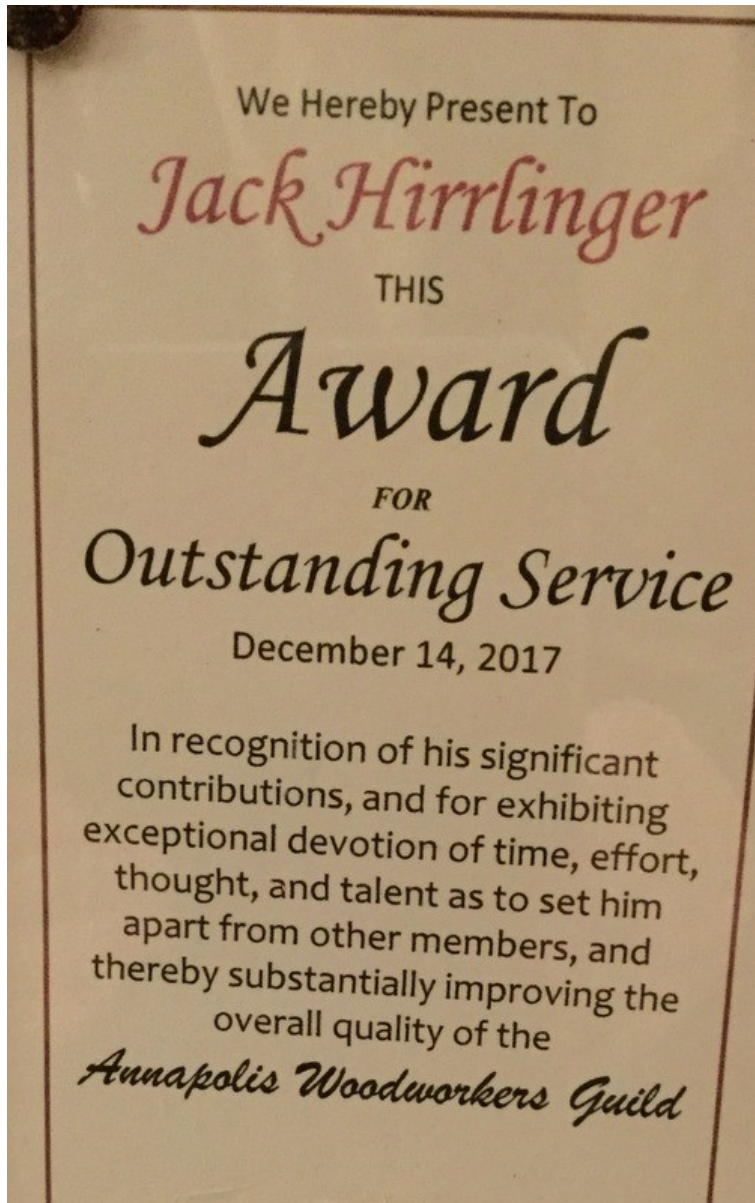


Editor's Request

Recently Andrew Hiller contacted AWG seeking help in replacing spindles for dining room chairs. If any member responded to, him and was able to help him, please contact me. Any request the Guild receives that you respond please let me know.

rvalentich180@gmail.com

Dear Annapolis Woodworkers Guild,
Thank you for the wooden truck you gave my son, from "Santa". He loves it and has played with it every day! Thank you for going above and beyond for the ECI students at Central Special. My son, Nikolas, is in Ms. M. 3yr. old ECI class and was so happy to have seen Santa. Trucks are his favorite thing, so the gift was perfect. Sincerely,
Jennifer
Marinos



Jack acknowledging his well deserved *Outstanding Service* award.

Jack's photo by Harry Chavez




Many thanks to Paul Dodson for organizing and emceeing another Christmas dinner.

Photos by Andy Borland






Photo submitted by Rick Hodgdon



Whatnots



Soldering Irons of the past.

60 Grit

Rough humor by Steve Spiro



Submitter by Walton Rogers

There is another action of the human hand which is different. That is the splitting of wood, There is a great intellectual step forward when man splits a piece of wood....And from that simple beginning man pries open the nature of things and uncovers the laws that the structure dictates and reveals. Now the hand no longer imposes itself on the shape of things. Instead , it becomes an instrument of discovery and pleasure together, in which the tool enters into and reveals the qualities and forms that lie hidden in the wood.

The Ascent of Man
Joseph Bronowski

Mentor List



Last Name	First Name	Phone	E-mail	Mentor Subject
Ames	Don	410-268-0509	dfames@verizon.net	Use and maintenance of Edge Tools (planes, chisels, scrapers)
Applegate	Patrick	410-426-8287	pappleg@jhmi.edu	Finishing with Shellac (brushed and padded)
Arndt	Michael	410-960-3239	MarylandWood-Pro@gmail.com	General wood finishing and finish restoration/repair
Ashby	Bob	410-969-2910	toolsrus58@comcast.net	Shapers, router tables and tooling for same
Borland	Andy	410-647-1242	AHBorland@aol.com	Box making
Chavez	Harry	410-863-5940	harry.chavez@gmail.com	Intarsia
Dodson	Paul	410-760-5382	pdwood-crafts@verizon.net	Scroll saws and scrolling
Hirrlinger	Jack	410-798-1339	tjhirr@verizon.net	Toys, tricks and puzzles
Luck	Jim	410-647-6622	jfl639@verizon.net	Inlay and shaker boxes
McDonald	Chris	410-326-1685	cmcdonald@thewavaz.com	Cabinets

Support Our Sponsors

Wurth Wood Group 6660 Santa Barbara Rd. Elkridge, MD 21075 800-935-6229	Hartville Tools Hartville, OH 44623 Hartvilletool.com 800-345-2396	Exotic Lumber Co. 1610 Whitehall Rd. Annapolis, MD 21409 410-349-1705
---	--	---

World of Hardwoods 809 Barkwood Ct. Suite #1 Linthicum, MD 21090 410-636-3991	Brusso Hardware LLC 67-69 Greylock Ave Belleville, NJ 07109 Brusso.com 1-212-337-8510	Klingspor 2555 Tate Blvd. S.E. Hickory, NC 28603 Klingspor.com 800-645-5555
--	--	--

**Somerset Door &
Column Company**
174 Sagamore St.
Somerset, PA 15501
Doorandcolumn.com
800-242-7916

American Woodcrafters Supply
212 East Main, Box G
Riceville, IA 50466
Americanwoodcrafterssupply.com
1-800-995-4032

OFFICERS

The Executive Officers for May, 2017- May, 2018 are:

President - Dave Tate

1st Vice President - Richard Hodgdon

2nd Vice President - Will Hottle

Secretary - Phil Carroll

Treasurer - Karl Hoke

Membership Chairperson - Barry Frankel

Program Chairperson - Phil Christenson

The other officers are:

- Newsletter Editor - Ritch Valentich
- Education Chairperson - Pat Applegate & Mike Arndt
- Librarian - Lloyd Gleason
- Endowment Coordinator - Mike Arndt
- Entertainment Coordinator - Paul Dodson
- Show Coordinator- Candee Van Iderstine
- Show & Tell Coordinator - Jack Hirrlinger
- Special Projects Coordinator - Harlan Ray
- Tour Coordinator - Harlan Ray
- Charity Coordinator - Andy Borland
- Historian - Jim Francis
- Webmaster - Dave Tate

General Membership Meetings:

2nd Thursday of each month 7 PM

Davidsonville United Methodist Church,

819 Route 214, Davidsonville, MD

Address correspondence to:

Annapolis Woodworkers Guild

P.O. Box 6001

Annapolis, MD 21401

Website:

Annapoliswoodworkers.org

Executive Board Meetings:

4th Thursday of each month 7PM

Champion Realty

711 Bestgate Road

Annapolis, MD

Parking at rear of building.

Use elevator to access lower level.

Doors are open from 6:30 to 7:00. If arriving after 7:00 you will need to call Dave on 410-562-3605 or another meeting attendee.

Annual Membership Dues: \$36.00