

## Fellow Woodworkers,

As shared at the July meeting, I enjoy visiting the workshops of fellow craftspeople. The discussion of techniques for creating projects along with viewing the organization of a shop always interests and motivates me to improve my work.

Be sure to attend the September meeting! The presenter will be William Peirce, who creates very unique free form bowls and other art items using a band saw technique with a mixture of woods to dazzle the eye. Vince and I had the good fortune to meet Bill at the American Craft Council Show in Baltimore last February and found him to be so generous with his techniques and knowledge that we invited him to speak to the Guild.

With that interest in mind, Shlomi Abukasis has invited us to visit his workshop and studio in Baltimore on September 20th. He has spoken to the Guild twice, and if you missed him, he has a wonderful love of the trades, creating beautiful furniture. Google him or his business, Kaya Furniture, to check him out. The specifics of the visit will be shared at the Thursday meeting.

A last note, please bring something for Show and Tell this Thursday. Everyone loves to see fun projects.

**Rick**

AWG Guild meeting is September 13, 7:00 PM  
Davidsonville United Methodist Church  
819 Rt. 214  
Davidsonville, MD

*More info on page 21.*

# Experienced Sawdust with Chris Desaultes

By Andy Borland

## **Q TELL US ABOUT YOURSELF: HOMETOWN, BACKGROUND, EDUCATION, PROFESSION, AND OTHER INTERESTS.**

I'm from upstate New York, the Finger Lakes area, but I've lived in the DC area since 1987. Prior to that I moved around a lot, living in Oklahoma, Pennsylvania, Connecticut, and Europe (Luxembourg).



I received a degree in Photo Illustration from the Rochester Institute of Technology, but I haven't done photography in years. I became involved with the internet when it was just beginning to get going in the mid 90's, and never looked back. I now build and maintain web applications for the Federal Government.

My interests included a martial art called Aikido which I did for over 3 decades and reached a pretty high rank: 5th degree black belt. But I've recently retired from that practice and now my interests are limited to woodworking and golf. I also love dogs, German Shepherds in particular. We lost our previous German Shepherd to old age last January and are down to only one dog right now, a Cattle Dog mix, which is pretty unusual for my wife and I. We're waiting to get a German Shepherd puppy from a particularly good breeder we know. We currently have a magnificent Golden Retriever service dog in training in our house. But that's a temporary situation. My wife trains service dogs, and once this one reaches a certain level of behavioral excellence he'll be returned to the organization to commence his advanced training and then begin his career with a suitable human companion.

**Q HOW LONG HAVE YOU BEEN INTERESTED IN WOODWORKING?**

I've been doing woodworking since about 1997, shortly after we moved into our current house.

**Q. WHAT GOT YOU INTERESTED IN WOODWORKING?**

A lot of folks have stories of how their father or an uncle got them started, but no such thing for me. My father was a talented engineer, but getting him to do something around the house was like pulling teeth.

For me, shortly after we moved into our current house, I visited a friend who had a pretty extensive woodshop in his basement, and I was intrigued. I started slow, with a few cheap tools and not a clue about what I was doing, but I was hooked and just kept going.

**Q. WHAT ARE YOUR FAVORITE WOODWORKING PROJECTS?**

I like to build furniture. Lately, I've been really into building chairs: Windsor and Maloof rockers. I really enjoy the complexity and the handwork involved. But my next big project will probably be a hutch for our dining room, which will very likely be walnut with inlay of holly or maple.

**Q. WHAT OR WHO HAS INFLUENCED YOUR WOODWORKING INTEREST?**

I don't follow any particular style and I usually work from my own designs. Most people think my furniture has a Scandinavian or Shaker flavor to it: simple clean lines, limited ornamentation.

I prefer to use domestic species, and when I can get it, I like to use locally harvested wood. I will occasionally use exotic woods, but not very much. It's mostly for reasons of ecological responsibility. For the same reasons, I'm very particular about wood finishing. I have zero tolerance for toxic finishing materials, and rarely, if ever, stain any of my pieces.

## **Q WHAT WOODWORKING PUBLICATIONS DO YOU READ, AND WHICH ONE DO YOU PREFER?**

Fine Woodworking magazine and various books.

## **Q. ARE YOU DOING ANYTHING SPECIAL NOW THAT GIVES YOU GREAT JOY?**

I'm building a dining room table for a friend. He owns about 70 acres of woodland in Vermont, and he harvests lumber from it for local contractors. He harvested a pile of birch to make a dining room table for his son, but he doesn't know how to build furniture, so he kept calling me with questions. After about the 6th call, I told him to just bring the wood to me and I'd build the table. He thought that was too much to ask, but I told him that, "I just love building stuff, but I'm running out of room to put it. So you would be doing me a favor". Besides, he brings me wood from Vermont and sells it to me for crazy low prices, so it's a pleasure to finally do him a favor.

It's going to be quite a table. When the wood is free, one tends , and I told him, "Oh yeah, you're going to be there. I'm not horsing that thing around by myself".

**Q DESCRIBE YOUR WORKSHOP (LOCATION, SIZE, POWER TOOLS, IMPORTANT HAND TOOLS, JIGS COMMONLY USED), AND IF THERE IS ANYTHING UNUSUAL ABOUT YOUR SHOP?**

My shop is in my basement and it's small but well equipped. Hand tools are too numerous to list, and my collection is mostly very high-quality items. I'm kind of obsessed with tool quality having wasted money over the years on tools I only ended up replacing. I learned the hard way that in the long run cheap tools do not save any money, and I will defer acquiring a tool if I have to in order to get the right one.

I also have a pretty complete assortment of large power equipment, which is easier to list. Most of these I researched extensively before purchasing them. My goal these days is basically to never have the urge to replace a tool ever again.

Sawstop professional cabinet saw ( I was an early adopter)

Aggazani 20" bandsaw

Oneida 5hp dust collection system

Hammer 12" jointer/planer combo machine with spiral cutter

Powermatic drill press

Rikon lathe

General cast iron router table with lift

A really nice Sjoberg workbench

Festool dust collector with integrated machines

Sliding chop saw

Plunge router

Orbital sander

Domino



Malooof styled rocker

## Chest of Drawers

Walnut with string inlay of Holly.



## Side Table

Walnut (I really like Walnut) with inlay of curly Maple and Purple-heart.



Lynn's Desk

The top is Walnut veneer with an inlay of curly Maple. The veneer part is Walnut that I was not very happy with but squeezed out some interesting wood. The rest of it is solid Walnut of a very high quality un-steamed variety. I basically turned the poor quality Walnut into an interesting design solution.








Cherry Chest of  
Drawers

Cherry with book  
match Cherry and Mul-  
berry veneer on top.

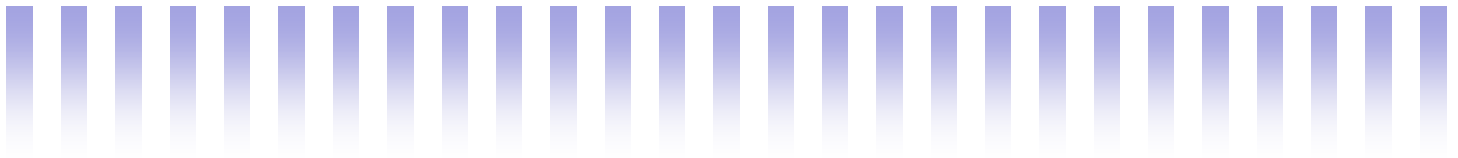


## September's Speaker

### William Peirce



**William Peirce** has exhibited in the American Craft Council Baltimore Show (2014-2018), the Philadelphia Invitational Furniture Show, high-end craft shows the northeast, and shows sponsored by the Washington Woodworkers Guild and the Creative Crafts Council, and in galleries such as the Maryland Federation of Art in Annapolis. He has had solo shows at Iona Gallery in Washington, DC, Glenview Mansion, VisArts, and Black Rock Center for the Arts. Currently, his work is in six galleries/stores from Maine to Maryland. He has won nine awards, chiefly in shows at Maryland Federation of Art, the Art League, and Strathmore Mansion. His website can be found at [www.williampeirce.biz](http://www.williampeirce.biz). Mr Peirce will describe how he makes bandsaw bowls.



## UPCOMING SPEAKERS

<b>October</b>	<b>Kevin Enoch</b>	<b>Banjo Maker</b>
<b>November</b>	<b>Adam Godet</b>	<b>Custom Woodworking godetfurniture.com</b>

## Drawings for September By Paul Dodson

**Main Raffle:** Tickets are \$1.00. For this month we have the usual \$50 gift card from Lowes, and a Porter Cable 690LR Router.



**Nick Carlucci Donation:**  
\$100 gift card from Lee Valley



## Drawings

We currently have 3 types of drawings. All drawings are for members only. Each one is explained below:

**Main Drawing:** Held each month, except Big Raffle nights. Tickets are \$1.00. This raffle includes at most 3 items: \$50 Lowes card and at least 2 other items. These 2 items are normally donated by members. Items donated will be held by the raffle chairperson for the next raffle period. All items are valued at \$99 or less.

**Nick Carlucci Donation:** Held each month until depleted. Tickets are FREE to active members. \$100 gift card from Lee Valley.

**Big Drawing:** Held twice a year. Tickets are \$5.00.

## Lumber for sale.

**Rough cut. Air dried. Poplar, walnut, chestnut, sassafras, white oak, and maple.**

**Contact Pete at 410-703-9308.**



**Do you have a woodworking problem? We probably have the answer. If you have any question at all about woodworking, write it down and put it into the problem box. We are fortunate to have enough talent in our Guild to answer just about any question you may come up with. And, chances are, there are probably other woodworkers who would like to hear the answer, too. So, submit your questions for the benefit of us all. Anonymously, of course.**




## **Call for Speakers from the AWG Membership**

Do you have a special project or technique that merits more time than the typical Show & Tell presentation? Perhaps there is a body of work which you would like to fully describe to the AWG membership. Usually speakers at our monthly meetings are not Guild members and certainly that is a good thing. However, many members of the Guild are highly skilled and accomplished woodworkers and/or have special skills and techniques that would be of interest to the membership. We ask all members to please consider being a speaker at one of our monthly meetings.

If you are interested, contact Phil Christenson at:  
[machristenson@aol.com](mailto:machristenson@aol.com)

# RAFFLE

Phil Christenson won the Big Raffle. A Ridgid Oscillating Edge/Belt Spindle Sander.



Kevin Newton won the Nick Carlucci award: \$100.00 gift card from Lee Valley.

# *Show & Tell*



Kem King made a plant stand at the request of his spouse.

Katie Crook brought in items made at the Chesapeake Arts Center Makerspace (CACM).

## ***OPEN HOUSE***

The CACM will hold an Open House on Saturday, September 30th, from 10 AM to 5 PM. For more info go to [chesapeakearts.org](http://chesapeakearts.org)



## IN HOME SHOW & TELL

Ritch Valentich finally finished his cabinet. Made of Oak, it's 61"H, 42"W, and 14"D. The top is a single 16" X 51" board. The H-L hinges I found at a flea market 12 to 15 years ago, and they have been waiting for the right project.









The boards used for the back were salvaged from a friend's old porch. A light pass with a planer gave me the board on the right. Then, following the advice of Pat Applegate and Peter Gedrys, I just had fun coloring, lightly sanding, and wiping to get the effect of each board being different yet cohesive.

**Special thanks to Dave Tate for all his help on this project.**



# Whatnots

**Staircase Model, France, late 18th century; joined, planed, bent and carved pear wood; H x W x D: 12 3/16 x 5 1/8 X 6 3/4 Gift of Eugene V. and Clare E. Thaw; Courtesy Cooper Hewitt Museum**



# Mentor List



Last Name	First Name	Phone	E-mail	Mentor Subject
Ames	Don	410-268-0509	dfames@verizon.net	Use and maintenance of Edge Tools (planes, chisels, scrapers)
Applegate	Patrick	410-426-8287	patrick__applegate@comcast.net	Finishing with Shellac (brushed and padded)
Arndt	Michael	410-960-3239	MarylandWoodPro@gmail.com	General wood finishing and finish restoration/repair
Ashby	Bob	410-969-2910	toolsrus58@comcast.net	Shapers, router tables and tooling for same
Borland	Andy	410-647-1242	AHBorland@aol.com	Box making
Chavez	Harry	410-863-5940	harry.chavez@gmail.com	Intarsia
Dodson	Paul	410-760-5382	pdwoodcrafts@verizon.net	Scroll saws and scrolling
Hirrlinger	Jack	410-798-1339	tjhirr@verizon.net	Toys, tricks and puzzles
Luck	Jim	410-647-6622	jfl639@verizon.net	Inlay and shaker boxes
McDonald	Chris	410-326-1685	cmcdonald@thewavaz.com	Cabinets

## Support Our Sponsors

---

**Wurth Wood Group**  
**6660 Santa Barbara Rd.**  
**Elkridge, MD 21075**  
**800-935-6229**

**Hartville Tools**  
**Hartville, OH 44623**  
**Hartvilletool.com**  
**800-345-2396**

**Exotic Lumber Co.**  
**1610 Whitehall Rd.**  
**Annapolis, MD 21409**  
**410-349-1705**

---

**Brusso Hardware LLC**  
**67-69 Greylock Ave**  
**Belleville, NJ 07109**  
**Brusso.com**  
**1-212-337-8510**

**Klingspor**  
**2555 Tate Blvd. S.E.**  
**Hickory, NC 28603**  
**Klingspor.com**  
**800-645-5555**

**Somerset Door &  
 Column Company**  
**174 Sagamore St.**  
**Somerset, PA 15501**  
**Doorandcolumn.com**  
**800-242-7916**

**American Woodcrafters Supply**  
**212 East Main, Box G**  
**Riceville, IA 50466**  
**Americanwoodcrafterssupply.com**  
**1-800-995-4032**

---

## OFFICERS

The Executive Officers for May, 2018- May, 2019 are:

President - Rick Hodgdon

1st Vice President - Bob Ashby

2nd Vice President - Dave Tate

Secretary - Jim Menefee

Treasurer - Vince Antonioli

Membership Chairperson - Tom Dettweiler

Program Chairperson - Phil Christenson

The other officers are:

- Newsletter Editor - Ritch Valentich
- Education Chairperson - Pat Applegate & Mike Arndt
- Librarian - Lloyd Gleason
- Endowment Coordinator - Bill Carbin
- Entertainment Coordinator - Paul Dodson
- Show Coordinator- Candee Van Iderstine
- Show & Tell Coordinator - Jack Hirrlinger
- Special Projects Coordinator - Harlan Ray
- Tour Coordinator - Harlan Ray
- Charity Coordinator - Andy Borland
- Historian - Jim Francis
- Webmaster - Dave Tate

General Membership Meetings:

2nd Thursday of each month 7 PM

Davidsonville United Methodist Church,  
819 Route 214, Davidsonville, MD

Address correspondence to:

Annapolis Woodworkers Guild

P.O. Box 6001

Annapolis, MD 21401

**Website:**

**[Annapoliswoodworkers.org](http://Annapoliswoodworkers.org)**

Executive Board Meetings:

4th Thursday of each month 7PM

Champion Realty

711 Bestgate Road

Annapolis, MD

Parking at rear of building.

Use elevator to access lower level.

Doors are open from 6:30 to 7:00. If arriving after 7:00 you will need to call Dave on 410-562-3605 or another meeting attendee.

**Annual Membership Dues: \$36.00**