


Colonial Woodcutter

October 2015



INSIDE THIS ISSUE:

<i>President's Angle</i>	1
<i>Sawdust</i>	2-6
<i>Show & Tell</i>	7-8
<i>Guild Interest</i>	9-21
<i>Mentor List</i>	22
<i>September speaker</i>	23-24
<i>Wisdom, Wit</i>	25
<i>Sponsors</i>	26
<i>Contact info</i>	27



President's Angle Bill Carbin

Since our last Newsletter, the following has occurred:

Dave Tate has taken the Lead in the Hammond-Harwood House Bench Project. Jim Church, Rich Valentich, Paul Hansen and Vicki Kunde have offered to assist Dave.

The Pearls of the Chesapeake project is basically in a holding mode (tying up space in Don Ames shop). They are awaiting for an article or two from the society.

We have lost one of our long term members: Nicola (Nick) Carlucci in late August. Our sympathy is extended to Nick's family. Nick wished that his woodworking equipment be donated to our Guild. The AWG board decided that a "Silent Auction" would be best for all. This will give Guild Members a chance to bid on any items they would like. Knowing Nick, the equipment is in prime shape. There will be a minimum bid price for each item. An inventory of the equipment and details of the silent auction is attached to this Newsletter. Timing is of the essence, as Mrs. Carlucci is planning to move into an assisted living facility by Thanksgiving. Additional information on pages 13-20.

The next AWG Guild meeting will be October 8, 2015 at 7PM at:

Davidsonville United
Methodist Church
819 Rt. 214
Davidsonville, MD

The next AWG Board meeting will be October 22 at 7PM at:

Champion Realty
541A Baltimore
Annapolis Blvd
Severna Park, MD

More info on page 27

Experienced Sawdust

By Andy Borland

Will Hottle



Q. TELL US ABOUT YOURSELF

I was born in the small town of Friedens, in Somerset County, PA, 20 miles north of the Mason-Dixon line. At the age of 6 we moved to another small town in Somerset County—Lavansville—out in farm country.

We lived on a 10-acre farm. While living in Friedens, my grandfather, who was a coal mine foreman and self-taught carpenter, would periodically bring me 1” lathing nails for me to practice pounding nails into boards. This was the beginning of my wood-working!


While living in the country, when it was too wet to work the land, my dad and I would take the two-man saw and go cut cherry, oak, and hickory trees into logs which we had milled into lumber. I have a sideboard and a corner cupboard my dad made from our cherry. Woodworking continued in 8th-grade wood shop where I made a small corner shelf of cherry, a desktop book stand of poplar, and a magazine rack. All of these are still in use 63 years later.

My woodworking was put on hold while attending college at Tufts University, where I earned a BSCE in structures and a BA in Fine Arts in association with the School of the Boston Museum of Fine Arts. Then, I went on to the Graduate School of Design at the University of Pennsylvania for a Masters of Architecture. After 8 years of college and graduate school, I finally went to work with architectural offices in Philadelphia, and became a licensed Architect. I’m still licensed in Maryland and Colorado. I started my own firm in 1987.

In 1971, I got married (and still am), bought a house in Philadelphia, and bought my first table saw (which I still have). I did renovations and cabinet work in the house. I subscribed to *Fine Woodworking* and *Fine Homebuilding*.

In 1979 brought a move to Bucks County, PA. I designed and built a 3,000 square foot house. Now I had a jointer/planer, the table saw, and a variety of power tools. I did all the interior work including plumbing, electrical, drywall, and woodwork.

In 2000, we moved to Edgewater, MD. I designed and built (and I'm still building) a new house on Almshouse Creek off the South River. This house is 4 stories with the upper 3 stories sided in Eastern White Cedar shingles, my largest woodworking project to date. The shingles wrap the house without any trim boards at the corners. I block planed each shingle at the corners for a good fit.





I did all the cabinet work in the house (kitchen and 3 1/2 baths) in natural, vertical grain fir.

In another venue, in 1995 my wife and I tore out a lot of the interior of our sailboat. I completely redesigned and built the galley, including an icebox of very strange dimensions to follow the contour of the hull. I like to use found materials: the counters are left-over maple hardwood flooring and cork closet flooring from the house construction.

Q. WHAT GOT YOU INTERESTED IN WOODWORKING?

My family, and necessity! Designing and building my own houses—I had to learn how to do it. Also, with my architectural background, I'm interested in interiors and furniture. Architects like Mackintosh, Alto, Greene & Greene, and Frank Lloyd Wright all designed furniture as well as houses. Also, I admire Nakashima, and the simplicity of Shaker-style furniture.

Q. WHAT DID YOU EXPECT FROM THE GUILD, AND DID WE AS A GUILD MEET YOUR EXPECTATIONS?

I expected to find very skilled and accomplished craftsmen and women, which turned out to be true. I am delighted to find out how down to earth our members are, even though they have been recognized with a variety of awards for their work. And, I'm delighted with how willing they are to share their expertise as mentors for beginners like myself.

Q. WHAT PUBLICATIONS DO YOU READ, AND WHICH ONE DO YOU REFER TO MOST OFTEN?

I'm a charter subscriber to Fine Woodworking. More recently, I'm also subscribe to Wood Magazine. I like Fine Woodworking for its presentation of high quality work.

Q. DESCRIBE YOUR WORKSHOP.

Nine months of the year my workshop is my garage under my house. It's about 14'x20' with 7'8" ceiling height. My tool inventory keeps growing; I buy tools as new types of projects demand. I have a table saw new in 2004, jointer/planer new in 1971, 12" band saw, Rigid drill press, Rigid thickness planer, Triton router in a homemade table, a 4'x8' worktable with 3 vises, a spindle sander, and a scroll saw I have yet to use (I'm waiting for Paul's class.)

During January, February, and March, my shop reverts back to a garage for my wife's Miata and our rowing shell. My large worktable then lives in a covered utility trailer while we go skiing in Colorado.

Q. ARE YOU DOING ANYTHING SPECIAL NOW THAT GIVES YOU GREAT JOY?

I'm enjoying building toys and getting into woodworking on a smaller scale than building houses. In addition, I'm taking classical piano lessons, fulfilling a life-long interest. I started and stopped as a child and teenager, started and stopped again in my 30's, and started again 40 years later. It's a question of whether woodworking distracts from the piano or vice versa.

Also, I'm a member of the Parole Rotary Club, where our mottos are "service above self" and "be a gift to the world."


I'm very honored to have been accepted into Andy's toy-making group. It's a great way to have fun and learn with a group of experienced woodworkers, while honoring the Rotary mottos.

Q. TELL US ABOUT THE THINGS YOU HAVE LEARNED IN THE TOY WORKSHOP.


I've learned that old guys care about the kids who will get the toys they make. A large amount of the time to make a toy is spent sanding all the sharp edges so the toys feel good in those little hands that will use them. I've also learned how many toys can be made from throw-away framing lumber from construction sites, keeping it out of the landfills and providing us with free materials. And, from the guys I work with, I've learned new skills on the machines we use as well as things to do and not to do.

Q. WE KNOW YOU SPEND TIME IN COLORADO SKIING. HOW WILL YOU MANAGE THAT AND BE PRESIDENT NEXT YEAR?

I respectfully ask Bill Carbin to step in again for those 3 months! With the internet, I will be able to stay in touch as much as needed. After all, the nominating committee found me in Colorado last winter when they asked me to be First Vice President!



Race cars made in Will's shop in Edgewater.




Show &

Tell

Photos by Harry Smith & Andy Borland



Chris McDonald and a very sleek looking hickory table.



©visekart * illustrationsOf.com/290258



Phil Carroll holds his butternut butterfly made in Paul Dodson's beginner scroll saw class.



Phil Christenson shows his pine country bench.



Rick Hodgdon with a prototype of an 8 foot cross he will be making for the church in honor of Bob Bence.



Lloyd Gleason also took Paul Dodson's scroll saw class and shares his fishcall.



Davis Boise describes the step stool he made.



Dave Tate and his blue nightstand, which won 1st place at the Howard County Fair in the From-Prepared-Plans category.

Guild Interest

2015 ANNAPOLIS HOME SHOW

by Jim Francis

For the second year, Scott Smith, the promoter for the Annapolis Home Expo Show, asked AWG to make birdhouse kits and help on the show dates of 26 and 27 September to assist the children in building a birdhouse. With Board approval, several AWG volunteers cut out approximately forty birdhouse kits. All the wood, hardware and tools once again were supplied by Scott.

Jim Francis and Bill Kovalick supported the Show on Saturday. Doug Richardson and Phil Christenson supplied the effort on Sunday. Scott provided an outdoor assembly area at the exit of the Show. Duty amounted to nothing more than giving each participant a kit with all the necessary hardware and assisting each as required. Surprisingly, the young carpenters bent very few nails, but did have a number of hammer misses. Approximately 20 birdhouses were built during the two-day period. Judging by its success, it will most likely not be our last. Many thanks to all who participated. For some very happy and proud little faces, please see the attached pictures.



Photos by Jim Francis



Guild Interest

Lie-Nielsen Hand Tool Show

C.P. Johnson Lumber will be hosting this event on October 23rd & 24th. Further information can be found at CPJohnsonLumber.com or Lie-Nielsen.com

Mark Supik Open House


In conjunction with Baltimore Beer Week, Mark Supik is having an open house at his woodturning shop. Additional info at marksupikco.com

Working Wood in the 18th Century

Colonial Williamsburg and Fine Woodworking are co-sponsoring this annual event in January, 2016. This year's topic is "The Pursuit of Happiness: Furniture for Leisure and Entertainment." Need to register early. More information at history.org

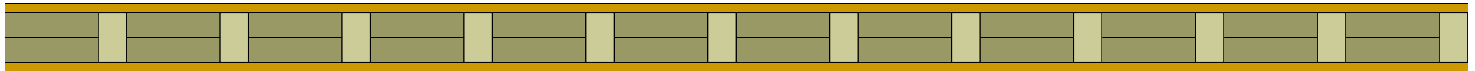
Toy Workshop

This month we held our annual toy workshop at Jack Hirrlinger's shop to make toys for the underprivileged children at Christmas. Along with Jack, there were Mike Lancaster, Fred Goldstein, and Steve Townsend. We met every Saturday morning until the project was completed. This year we made a fleet of pick-up trucks. They will be turned in at the Christmas party for distribution to the charities that we sponsor.






Vicki Kunde accepts a Hall of Fame plaque from Larry Bunn, tournament director of the Baltimore Metro Horseshoe Club in Essex, presenting (Courtesy Photo / HANDOUT)



Hi Andy,

So you got me started....I made 17 boxes for the bridesmaids and groomsmen and family of the groom for my daughter's wedding including two ring boxes for the bride and groom. I just made 9 more for a good friend's wedding for her groomsmen, bridesmaids, and stepmom. I used Minwax Antique Oil Finish on 4 of the boxes (my favorite finish). I really appreciate all that you taught me.

Thanks, Candee



Nicola Carlucci Silent Auction Terms and Conditions

All items (or groups of items) are assigned numbers.

A “Walk Through,” to examine the equipment, will be held on Saturday, October 10, 2015, between 9:00 am and 3:00 pm, at 20 Windward Drive, Severna Park, MD., 21146. Entry **MUST** be through the **SIDE** entrance.

Bid cards will be available at the site to permit members of AWG to cast their bid (Donation to AWG) for specific item or items. A collection container will be on site. **ALTERNATELY:** Members can submit their bids by e-mail to Bill Carbin at wcarbin@verizon.net not later than 9:00 pm on October 17, 2015.

The bids (donations) will be opened by three AWG Officers not later than October 20, 2015.

In the event that two or more bids are identical, the affected bidders will be given the chance for a best bid, to be submitted by e-mail, to Bill Carbin within 24 hours of being notified.

Successful bidders will be notified by e-mail not later than Thursday, October 22, 2015. Successful bidders must collect their equipment from the premises on either Saturday October 24, or Sunday October 25, 2015, between 9:00 am and 4:00 pm.

Any cost involved in removing the equipment is the responsibility of the successful bidder.

Equipment is in “as is” and “where is” condition. No warranty is included or implied.

Successful bidders must provide any necessary equipment to permit safe removal of equipment from premises.

TERMS: Cash or check to the order of Annapolis Woodworkers Guild. The term **DONATION** should be included on your check.

Payment must be received by Guild Treasurer prior to equipment leaving the premises.

		Minimum Bid
1	DW-705 Chop Saw, 12", c/w Stand	\$125.00
2	JET, # JSB 6DC, Belt/Disk Sander, 1-1/2 HP. c/w Stand	\$375.00
3	Craftsman Spindle Sander, #315.215700, c/w base	\$45.00
5	Performax, # 16-32 Plus, Drum Sander, c/w Base and add on Infeed and Outfeed tables.	\$350.00
6	JET, # JWBS-14CS, Bands Saw c/w Base.	\$225.00
7	Craftsman two wheel grinder #397.19340, 6", c/w sharpener Rest, Base and Light.	\$20.00
8	Set of 5 pipe clamps	\$15.00
9	Set of 4 Bessey Clamps	\$45.00
11	Craftsman, Band Saw, #113.243310, 12", c/w base.	\$60.00
12	Router Table, c/w phenolic mounting plate, C/W Ryobi Router	\$90.00
13	Approximately 70 router bits.	\$60.00
14	DW 621 Router	\$90.00
15	Sears #315.17380 Router	\$25.00
16	Lock Miter Set.	\$25.00
17	Craftsman, Drill Press, Floor Mounted, 15-1/2"	\$175.00
18	Shop Vac, wet/dry, # 00L50D.	\$25.00
19	Sears, Jointer, 48", 6" c/w Floor Stand.	\$75.00

27	Jumbo Jaws for BarrAcuda Chuck	\$15.00
30	DW-321 Jig Saw	\$45.00
44	Delta, ceiling mounted Dust Collector, approximately, 24" x 24".	\$95.00
45	DW-788, 20" Scroll Saw, c/w light and stand.	\$155.00
46	DW, 12" disk Sander.	\$75.00
47	Sears eight drawer tool cabinet, steel floor mounted, C/W Vice \$75.00	
48	Dover, Air Compressor, two piston, horizontal stand with wheels #69967A733. 12 Gal. Tank, 5.0 CFM at 100 PSI.	\$95.00
49	Delta Chip Collector, Two Bag #50-850.	\$95.00
50	Incra, "Ultra" Jig for use on router table.	\$75.00
51	Incra, # 100SE Miter Gauge	\$35.00
52	DELTA UNISAW, Platinum Edition, Bessemer Fence, Mobile Base,	\$645.00
53	table extends 51" to the right, outfeed table, Cabinet with saw accessories.	
54	10" table Vice.	\$45.00
55	Sears Router, 315.17400	\$40.00
56	Freud, # Ft-2020, Guide Bushings	\$15.00
57	CMT #835-502-11 Rabbeting set	\$25.00
58	CMT 3 piece Kitchen Cabinet Router set	\$40.00
59	Router set	\$15.00

60	Coping Sled	\$10.00
61	LazerPro	\$20.00
62	X-ACTO Kit	\$10.00
63	Dremel # 1671 Scroll Saw	\$35.00
64	Sears 7-1/4" Circular saw	\$10.00
65	Wagner Power Stripper	\$5.00
66	Long Bar Clamp	\$15.00
67	Freud 8" Super Dado	\$85.00
68	B & S Work Mate	\$20.00
69	Chain Saw	\$10.00
70	Sears 7-1/4" Circular Saw	\$10.00
71	Corded Drill	\$10.00
72	Makita 1/4 sheet sander	\$10.00
73	Makita Orbital Sander	\$10.00
74	Corded Drill	\$15.00
75	Sears Saber Saw	\$20.00
76	Sand Paper Belt and Sheet	\$15.00
77	Box C/W contents	\$5.00

78	Box C/W contents	\$5.00
79	Box C/W contents	\$5.00
80	Electrical Assortment	\$10.00
81	Carpenter Assortment	\$20.00
82	Woodworkers Assortment	\$30.00
83	Drill Bits and Accessories	\$35.00
84	Mechanical Tools	\$35.00
85	Plumbing	\$10.00
86	Electrical	\$15.00
87	Craftsman Router Table	\$5.00
88	Box of nails and screws	\$20.00
89	Utility Shelves	\$15.00











Photos by Jim Francis



Mentor List

Last Name	First Name	Phone	E-mail	Mentor Subject
Ames	Don	410-268-0509	dfames@verizon.net	Use and maintenance of Edge Tools (planes, chisels, scrapers)
Applegate	Patrick	410-426-8287	pappleg@jhmi.edu	Finishing with Shellac (brushed and padded)
Arndt	Michael	410-551-8588	MarylandWoodPro@gmail.com	General wood finishing and finish restoration/repair
Ashby	Bob	410-969-2910	toolsrus58@comcast.net	Shapers, router tables and tooling for same
Borland	Andy	410-647-1242	AHBorland@aol.com	Boxmaking
Chavez	Harry	410-863-5940	harry.chavez@gmail.com	Intarsia
Dodson	Paul	410-760-5382	pdwoodcrafts@verizon.net	Scroll saws and scrolling
Hirrlinger	Jack	410-798-1339	tjhirr@verizon.net	Toys, tricks and puzzles
Luck	Jim	410-647-6622	jfl39@verizon.net	Inlay and shaker boxes

September Guest Speaker


John Hinch restored this 1957 Chris Craft working an average six hours a day for two years. John has volunteered to show his boat up close and personal. Email John at j.c.hinch@gmail.com

Photos provided by John Hinch




Steaming box to bend the curved pieces of the boat.





Implements used for sanding the curved sections and a bucket of screws.

Screws out of the bucket and in their new home.




On the water.

Wisdom, Wit & Whatnot

Source: Architectural Woodwork Institute
46179 Westlake Drive, Suite 120
Potomac Falls, VA 20165
571-323-3636 awinet.org

Plain Sawing

Plain Sawing



Plain sawn lumber

Plain sawn lumber




Rift Sawing

Rift Sawing




Quarter Sawing

Quarter sawing



Rift Sawn lumber

Rift sawn lumber



Quarter sawn lumber

Quarter sawn lumber

Support Our Sponsors

Wurth Wood Group
6660 Santa Barbara Rd.
Elkridge, MD 21075
800-935-6229

Hartville Tools
Hartville, OH 44623
Hartvilletool.com
800-345-2396

Exotic Lumber Co.
1610 Whitehall Rd.
Annapolis, MD 21409
410-349-1705

World of Hardwoods
809 Barkwood Ct.
Suite #1
Linthicum, MD 21090
410-636-3991

Brusso Hardware LLC
67-69 Greylock Ave
Belleville, NJ 07109
Brusso.com
1-212-337-8510

Klingspor
2555 Tate Blvd. S.E.
Hickory, NC 28603
Klingspor.com
800-645-5555

**Somerset Door &
 Column Company**
174 Sagamore St.
Somerset, PA 15501
Doorandcolumn.com
800-242-7916

American Woodcrafters Supply
212 East Main, Box G
Riceville, IA 50466
Americanwoodcrafterssupply.com
1-800-995-4032

OFFICERS

The Executive Officers for May, 2015- May, 2016 are:

President – Bill Carbin <president@annapoliswoodworkers.org>

1st Vice President – Will Hottle <vp1@annapoliswoodworkers.org>

2nd Vice President – Fred Oakes <vp2@annapoliswoodworkers.org>

Secretary – Phil Carroll <secretary@annapoliswoodworkers.org>

Treasurer – Karl Hoke <treasurer@annapoliswoodworkers.org>

Membership Chairman – Sandy Ashton <memchair@annapoliswoodworkers.org>

Program Chairman – Richard Hodgdon <progchair@annapoliswoodworkers.org>

The other officers are:

- Newsletter Editor – Ritch Valentich <news@annapoliswoodworkers.org>
- Education Chairmen – Pat Applegate & Mike Arndt <educhair@annapoliswoodworkers.org>
- Librarian – Lloyd Gleason <libr@annapoliswoodworkers.org>
- Endowment Coordinator – Mike Arndt
- Entertainment Coordinator – Al Veiel
- Show Coordinators– Paul Dodson & Vicki Kunde
- Show & Tell Coordinator – Jack Hirrlinger
- Special Projects Coordinator – Harlan Ray
- Tour Coordinator – Harlan Ray
- Charity Coordinator – Vicki Kunde
- Historian Jim Francis
- Webmaster Dave Tate

General Membership Meetings:

2nd Thursday of each month 7 PM

Davidsonville United Methodist Church

#819, Route 214, Davidsonville, MD

Executive Board Meetings:

4th Thursday of each month 7PM

Champion Realty

541A Baltimore Annapolis Blvd

Severna Park, MD

Annual Membership Dues \$35

Due on the anniversary of the date you joined AWG.

Website

annapoliswoodworkers.org

Address correspondence to:

Annapolis Woodworkers Guild

P.O. Box 6001

Annapolis, MD 21401