

The Colonial Woodcutter

The Newsletter of the
Annapolis Woodworkers Guild



February Speaker
Shannon Rogers



February 2022

Contents

February 2022 President's Message	3
Woodworking Education	4
Monthly Meeting	5
February Virtual Meeting	5
February Speaker: Shannon Rogers	5
Another Thank You Note	7
Sawdust and Shavings	8
Shop Organization	8
Lumber Available	9
AWG Member Mentors	10
AWG OFFICERS	11
AWG's Supporting Vendors	12

Newsletter Submissions

If you have new projects, tools or fixtures that may interest to others, or if you have found a wood related news story, please share them with the Guild. Send a description, with pictures if possible, for inclusion in the *Colonial Woodcutter* to the editor, Duncan Adams at dnbadams@aol.com. Items submitted by the first Thursday of the month will be published.

Many thanks to those who contributed to this months' issue.

February 2022 President's Message

Greetings Guild Members:

With the cold and the recent snow, I find myself spending more time in my shop, finishing older projects and starting new ones. Maybe I can have a completed project for our first in-person show and tell. Speaking of meetings, we will continue meeting by Zoom for our February and March meetings. We need to plan for our guest speakers because some feel uncomfortable presenting in person and some are unable to use Zoom. We are starting to see an improvement in the health data which give me optimism we can return to in-person meetings in April. We will continue to evaluate the conditions and decide soon.



Our annual dues of \$50.00 were due at the end of January and are now overdue if you have not paid. You can mail a check for \$50.00 to Vince Antonioli, our Treasurer, or go to the Annapolis Woodworkers Guild website and pay by PayPal. Thank you to the nearly eighty members that have paid to date.

The Education committee is currently planning a box making class when we return to in-person meetings. The starburst pattern box was in last month's newsletter. Once a decision is made, more information will be available to members.

Finally, I recently logged on to Troy Beall's website, annapoliswoodworks.com, to see if he was offering classes for the 2022 season. While he posted a limited schedule and many classes are closed, check out his remaining course offerings. In the past, Troy has been incredibly supportive of the Guild and our members. Enrolling in a woodworking class is a great way to improve your woodworking knowledge and skill. I have included a list some of the local training opportunities as well as some not so close but still great woodworking schools.

Stay warm and watch the ice.

Bill Schneck

Woodworking Education

Taking a woodworking class is a great way to learn new skills or improve on existing ones. Some woodworking classes offer the opportunity to work with established woodworkers with years of knowledge and experience. You can learn more in a one-week woodworking class than in years of trial-and-error woodworking. Below are some of the local, as well as national woodworking training opportunities.

Local

Annapolis Woodworks
3312 Rodeo Dr.
Davidsonville, MD 21205
301-922-0649
annapoliswoodworks.com

Mark Supik and Co. (Woodturning)
1200 N. Macon St
Baltimore, MD 21205
410-732-8414
marksupikco.com
(Classes suspended for 2022)

WOODCRAFT OF WASHINGTON DC AREA
Ravensworth Shopping Center
5248 Port Royal Road
Springfield, VA 22151
703-912-6727

WOODCRAFT OF ROCKVILLE
11910-L Parklawn Dr
Rockville, MD 20852
301-984-9033

Outside the Region

Woodworking Workshops of the
Shenandoah Valley
217 Helmley La
Berryville, VA 22611
540-955-2022
wwotsv.com

Connecticut Valley School of
Woodworking
249 Spencer Rd
Manchester, CT 06040
860-64-0303
schoolofwoodworking.com

The Woodworking School at
Pine Croft
1865 Big Hill Rd
Berea, KY 40403
859-985-3224
pinecroftwoodschool.com

Marc Adams School of
Woodworking
5504 East 500 North
Franklin, IN 46131
317-535-4013
marcadams.com

Chuck Bender
Ancanthus Workshop
62 India Trail
Jim Thorpe, PA 18229
215-849-5174
ancanthus.com

Center for Furniture
Craftsmanship
25 Mill St
Rockport, Maine 04856
207-594-5611
Woodschool.org
(Check out the free video library
on woodworking techniques)

Philadelphia Furniture Workshop
512 Pulaski Ave
Philadelphia, PA 19144
215-849-5174
philadelphiafurnitureworkshop.com

Lonnie Bird School of Fine
Woodworking
1145 Carolina Dr
Dandridge, TN 37725
865-898-3317
lonniebird.com

Monthly Meeting

February Virtual Meeting

Thursday, February 10th, 2022

7:00PM on Zoom

Please join us for our January “virtual” meeting of the Guild. Please also consider contributing to the “show-n-tell” portion of our monthly meeting by contacting Chris Desautels before the meeting date at: Christopher.desautels@gmail.com or 301-332-8490.

February Speaker: Shannon Rogers



Shannon Rogers is a well-known woodworker with a strong focus on the use of hand tools. Several years ago he established The Hand Tool School, which provides on-line classes on the use of hand tools. Members may recall that he was a guest speaker at one of the Guild meetings a few years ago and last June he taught a four-session class on hand sawing via Zoom. At the February meeting, Shannon will give a joinery specific presentation using housed joints to make a small ship lap style box. This is a single board project and the result is a great little box that can be used as a gift or even as some extra storage in your own shop. Shannon has



provided a process document and layout diagram (below). You might want to print this and have it handy during the meeting.

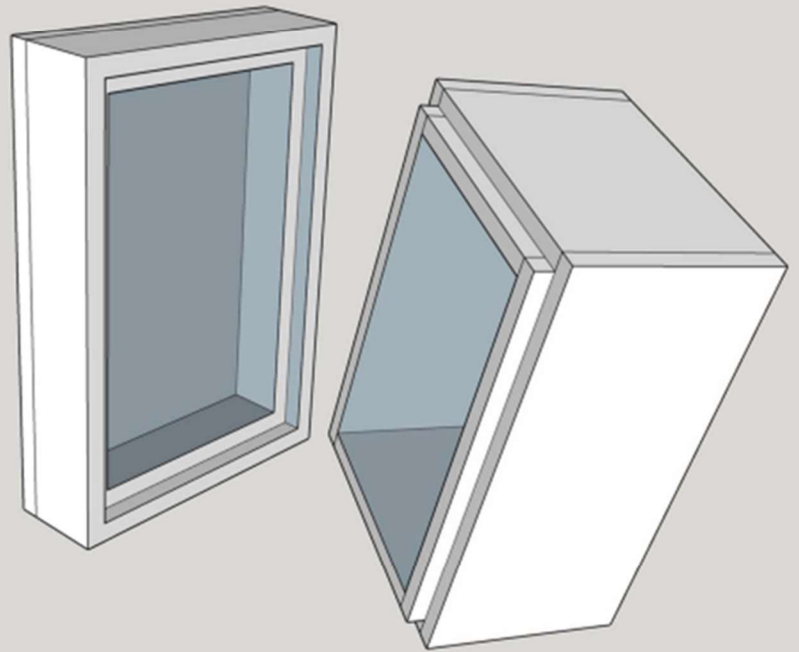
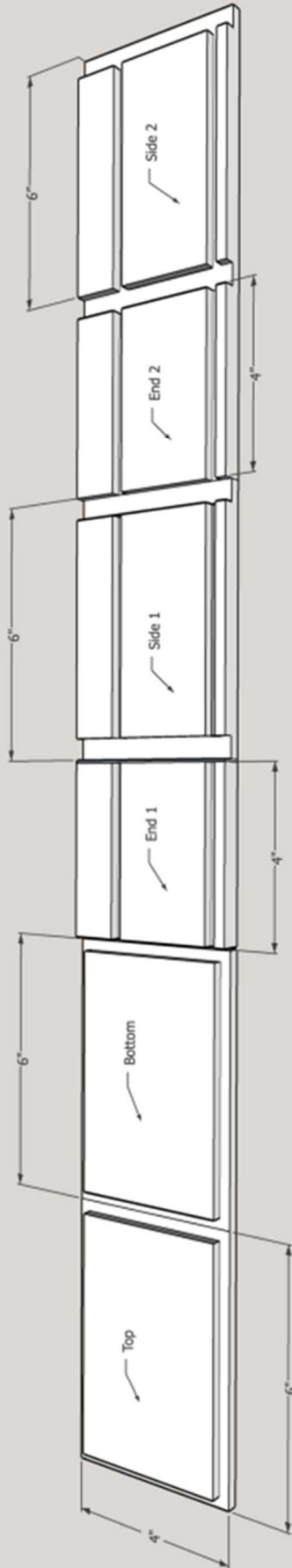
For more information about Shannon Rogers see:

<https://www.renaissancewoodworker.com>



SHIP LAP BOX

HOUSED JOINERY EXERCISE



1. Mill a board to 1/2x4x36
2. Layout the lengths of each part leaving ~1/16" between each part for a saw kerf.
3. All joinery will be 1/4" deep
4. Layout & cut a 1/2" dado between the top and bottom.
5. Saw away top and bottom from board.
6. Layout and cut rabbets around the perimeter of top/bottom board.
7. Saw top and bottom apart.
8. Plow 1/4" grooves in other board 1/4" from the bottom and 1 1/4" from the top.
9. Cut 1/2" dados on both sides of the side pieces.
10. Saw apart the individual pieces.
11. Set plow plane to cut outer groove so that it intersects the bottom of the internal groove.
12. Glue up the box.
13. Plow the outer groove, freeing the lid
14. Fill the box with goodies

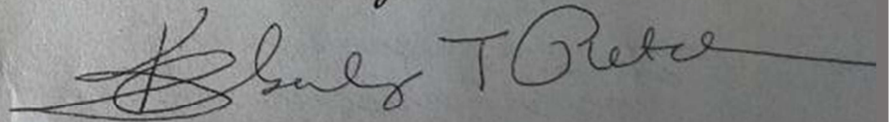
Another Thank You Note

Andy Borland shared this letter that he received from Lothian Elementary School thanking the Guild for the donation of wooden toys.

Thank you so much for the generous donation of wooden toys to our little ones at Lothian Elementary School. The students will be excited to receive them and grateful for the gift.

It was so kind of you to select our school. I know that there are many different options for outreach and I thank you for continuing to choose students at Lothian Elementary to be the recipients. I can't imagine the endless hours of hand work and effort it took to make this happen. Again, thank you so much for thinking of our students and providing this wonderful opportunity to them. I hope you have a wonderful holiday season.

Sincerely,



Kimberly T. Fletcher
School Counselor at Lothian Elementary

Sawdust and Shavings

Shop Organization

In our December issue Paul Dodson shared a picture of his wall cabinet designed to store sanding tools and supplies. This month he completed the companion base cabinet and has sent us these pictures.



Lumber Available

Rick Hodgdon reports that he is currently cutting up a maple tree from his yard and thought our members may want some of the lumber. Due to the size and weight he is cutting the trunk in approximately twenty inch lengths. The heartwood is very nice. Members can call Rick anytime to “reserve” some pieces.



AWG Member Mentors

Want to learn a new skill? AWG has many member-mentors to help you. See the list below to contact one.

Have a vexing woodworking problem? There may be many other members with the same situation. AWG has a “problem box” where you can anonymously place your problem or question for discussion and possible solutions at the next meeting. You will find the box at a table near the meeting hall entrance door (when we are back in session at the church). Until then send your problems to the editor, President, or other AWG officer.

Last Name	First Name	Phone	E-mail	Mentor Subject
Ames	Don	410-268-0509	dfames@verizon.net	Use and maintenance of Edge Tools (planes, chisels, scrapers)
Applegate	Patrick	410-426-8287	patrick__applegate@comcast.net	Finishing with Shellac (brushed and padded)
Arndt	Michael	410-960-3239	MarylandWoodPro@gmail.com	General wood finishing & finish restoration/repair
Ashby	Bob	410-969-2910	toolsrus58@comcast.net	Shapers, router tables and tooling for same
Borland	Andy	410-647-1242	AHBorland@aol.com	Box making
Chavez	Harry	410-863-5940	harry.chavez@gmail.com	Intarsia
Dodson	Paul	410-760-5382	pdwoodcrafts@verizon.net	Scroll saws and scrolling
Harvey	Dennis	240-463-4641	denharv@aol.com	Pen making
Hirrlinger	Jack	410-798-1339	tjhirr@verizon.net	Toys, tricks and puzzles
Luck	Jim	410-647-6622	jfl639@verizon.net	Inlay and shaker boxes
McDonald	Chris	410-326-1685	cmcdonald@thewavaz.com	Cabinets

AWG OFFICERS

(June 2021 —May 2022 Term)

President – Bill Schneck

1st Vice President – Ken Davis

2nd Vice President – Bruce Mitchell

Secretary – Jim Menefee

Treasurer – Vince Antonioli

Tour Coordinator – Open

Program Chairperson – Chris Desautels and
Phil Christenson

Newsletter Editor – Duncan Adams

Historian - Jim Francis

Endowment Coordinator – Bill Carbin

Entertainment Coordinator – Paul Dodson

Show Coordinator– Open

Show & Tell Coordinator – Bill Carbin

Special Projects Coordinator – Open

Membership Chairperson – Tom Dettweiler

Librarian—Lloyd Gleason

Charity Coordinator—Andy Borland

Webmaster— Tyler Quevedo

Education Chair—Rick Hodgdon

MEMBERSHIP and MEETINGS

Membership is open to all interested Woodworkers.

Annual Dues: New Members Joining between Jan and June: \$50; joining between July and Sept \$25; Free between Oct and Jan, but be sure to “re-up” the following year! For cur-rent members 2020 dues roll over into 2021!

General Membership Meetings:

2nd Thursday of each month 7 PM

Virtual Video Meetings until further notice

Executive Board Meetings:

4th Thursday of the Month at 7 PM

By phone/video until further notice

All are welcome at board meetings

Contact a board member for invitation

CONTACT INFORMATION

Correspondence:

Annapolis Woodworkers Guild

P.O. Box 6001

Annapolis, MD 21401

Website:

Annapoliswoodworkers.org

AWG's Supporting Vendors



Exotic Lumber Company

1610 Whitehall Road, Annapolis, MD 21409

410-349-1705 WWW.Exoticlumber.com



Somerset Door and Column Company

174 Sagamore Street, Somerset, PA 15501

800-242-7916 WWW.Doorandcolumn.com



Klingspor

2555 Tate Boulevard Southeast, Hickory, NC 28603

800-645-5555 WWW.Klingspor.com



American Woodcrafters Supply

212 East Main, Box G, Riceville, IA 50466

800-995-4032 WWW.Americanwoodcrafterssupply.com



Bruso Hardware LLC
67-69 Greylock Avenue
Belleville, NJ 07109
212-337-8510 WWW.Brusso.com



Lake Erie Toolworks
1234 Irwin Drive, Erie, PA 16505
815-528-4337
WWW.LakeErieToolworks.com/Pages/Club
10% Online Discount Code: **AWG10**



Würth Wood Group
6660 Santa Barbara Road
Elkridge, MD 21075
410-796-7600
WWW.Wurthwoodgroup.com



Hartville Tools
Hartville, OH
800-345-2396
WWW.Hartvilletool.com

MARYLAND SELECT HARDWOODS
7470 Mason Springs Road, La Plata, Maryland
301-743-2225 Dennis.Woodruffi@gmail.com

Timberline Farms Sawmill
Arnold Sewell, owner/operator
13000 Old Frederick Rd, Sykesville, MD
Phone (410) 707-0158