

Colonial Woodcutter July, 2017

President's Angle
Dave Tate



The next regular AWG
Guild meeting will be
July 13 , 2017 at 7PM
at:

Davidsonville United
Methodist Church
819 Rt. 214
Davidsonville, MD

The next AWG Board
meeting will be July 27,
2017 at 7PM at:

Champion Realty
711 Bestgate Rd
Annapolis, Md

More info on page 25.

Now that summer is here, and everyone *should* have their vacation plans finalized, it's time to sign up for those woodworking classes that you weren't sure you would be able to attend. There are still seats available for the Scroll & Ribbon Tray class (July 20 & 21), the Joinery class (July 22 & 23), and the Hand Plane class (Aug. 24 & 25), that are all being held at Troy Beall's School at Annapolis Woodworks. The Guild is paying \$100 toward the cost for every member, so these classes are a real bargain!

We also have a special arrangement with Fab Lab Baltimore for two Introductory Laser Cutting classes on July 14 and July 21. If you want to learn a really new way to do woodworking, sign up for one of these classes on the *Classes* page on the web site.

If you haven't already done it, be sure to fill out Pat Applegate's education survey and turn it in. We're always looking for new ideas and suggestions for ways to help members improve their skills.

Don't forget that July's meeting has no special guest speaker because it's our Swap & Shop event. Bring any tools, materials, or supplies you want to sell, give away, or swap with fellow members. We'll have our normal announcements, show & tell, and raffles at the beginning of the meeting, after which the shop & swap activity lasts until everyone leaves.

We still need a program chairperson so help out if you're interested. If you don't want the job but have an idea for a guest speaker, please let me know.

- Dave

EXPERIENCED SAWDUST WITH KEVIN NEWTON



Q. TELL US ABOUT YOURSELF: HOMETOWN, BACKGROUND, EDUCATION, PROFESSION, AND OTHER INTERESTS.

I have been an AA County resident my entire life. I have lived in Arnold, Glen Burnie, and currently in Edgewater since 1982. I attended local schools in the County and graduated from GB High School in 1972. A slow starter, I attended AA Community College right after high school, and graduated in 1988 with an AA Degree in Civil Engineering. Finally receiving a BS Degree from Bowie State University in 1993 in Computer Science Technology, I was prepared to meet the World! Problem was, I already had a job, and a wife and three kids, so I remained where I was. I started with Anne Arundel County Public Works in February 1974, not realizing this would be my career path. After 38 years, I retired in the spring of 2012. I held a few different job titles beginning as a Laborer and finishing as a Traffic Engineer, and learned quite a bit along the way.

Not to outdo myself, I went back as a contractor, and am still there two days a week. I would like to squash a rumor about County workers being idle and not helpful. The majority of my fellow employees are very dedicated in the work they perform, and they provide excellent service. I am proud to be called a "County Worker".

An interest I have had since a teenager is riding motorcycles. During my 12th grade year and until I started with the County, I worked as a Mechanic and Parts Manager at Glen Burnie Cycle. I developed a love for British bikes and it continues to this day with a few classic Triumphs in my stable (500 and 650 cc) and a 2010 Thunderbird. One of my bikes is a 1974 Daytona 500 I bought new and still ride, on occasion. This interest has passed on to my eldest son who also has started "collecting British Iron" with a few Triumphs and BSA classics. My other interest is and always has been music. I have over 500 vinyl albums and over 400 CDs along with cassette tapes and a few 8 tracks.



Hutch

For hats, coats
and shoes

Q. HOW LONG HAVE YOU BEEN INTERESTED IN WOODWORKING?

I took Wood Shop in high school and had fun making little projects. I remember one project was rather large and took most of the year. I made a coffee table that was made of mahogany. I got my first experience on a lathe, planer, scroll saw, and all types of tools. It was fun. I made it for my Mom for a Mother's Day present (probably) in 1970 - 1971. I don't know what happened to it— wish I still had it. I think this might have put a notion in my mind for later use. I have always liked doing things with my hands.

Q. HOW LONG HAVE YOU BEEN A MEMBER OF OUR GUILD? WHY DID YOU JOIN OUR GUILD?

I have been attending for over two years or more and joined in January of 2016. I am continually fascinated by the experience, talent and craftsmanship of our fellow members. The projects presented each month either for Show and Tell and the speakers are amazing. I attended and joined because I like the fellowship and to see what else people are doing. Also, my buddy Bruce Saylor is a member and he got me coming to meetings. He and I do all my projects together.

Q. HAVE YOU RECEIVED AWARDS OR RECOGNITIONS FOR ANY OF YOUR WOODWORKING PROJECTS, AND IF SO, WHAT WERE THEY FOR AND BY WHOM?

Awards include smiles and appreciation from family and friends. Also, it's self-rewarding to see what can be made from an idea and raw materials.

Q. WHAT GOT YOU INTERESTED IN WOODWORKING?

Like I said earlier, it must have been the Wood Shop in High School making that coffee table. A long time passes and about 20 or more years ago a friend of mine at work is into making things out of wood (tables and shelving, bookcases and such). He made a bookcase and I said, "I can do that." I proceeded to make a six foot high by about three foot wide bookcase out of pine in the shed behind my house as present for my wife (I think it was for Christmas). Anyway, it turned out nice and we still have it in our living room. Just learning the art of joinery back then!

Fast forward another 20 years or so and my buddy Bruce does woodworking out of his shop at his house nearby. He's making all kinds of things from candy dispensers to rowboats to playhouses for his granddaughters. Going to AWG meetings and working in his shop have given me a renewed interest in allowing for "Design Opportunities" in wood, from the mind to the table, not always in that order.

Q. WHAT WOODWORKING PUBLICATIONS DO YOU READ AND WHICH ONE DO YOU REFER TO MOST OFTEN?

Mostly *This Old House*.



Music Center

Q. WHAT OR WHO HAS INFLUENCED YOUR WOODWORKING INTEREST?

Again, my buddy Bruce and the AWG.

Bookcase

Q. WHAT ARE YOUR FAVORITE WOODWORKING PROJECTS?

My favorite project is linked to my interest in music. As stated above, with all the vinyl and CDs, I really didn't have a place to properly store and display them. I had an idea to build a Stereo Center a few years back and even sketched up some plans with my son. I finally got with Bruce and we built the unit using laminated red oak veneer plywood and solid red oak boards. This was his and my first project on this scale, eight feet long by about 80 inches high. It turned out to be a hutch sitting on a four-drawer desk and took about six weeks to build. Other favorites are pictured, the best one being a "carrying board" for my granddaughter who plays with Legos. She needed a place on which to build her creations, and Bruce and I came up with the design shown using walnut for the spots on a laminated piece of maple plywood.

I really liked a box class I took from AWG (I think in the Fall of 2015), and that was fun.

Q. DESCRIBE YOUR WORKSHOP (LOCATION, SIZE, POWER TOOLS, IMPORTANT HAND TOOLS, JIGS COMMONLY USED), AND IS THERE ANYTHING UNUSUAL ABOUT YOUR SHOP?

I don't have one; I use Bruce's facilities which include a table saw, router, chop saw, sander, band saw and all the normal pieces of equipment needed to make a nice project. It's located in his garage at his house.

One thing unusual is that Bruce calls his workshop "Pop Pop's Workshop". He's a granddad and they call him Pop Pop. My grandkids call me Poppy, so Bruce and I call our joint projects "Triple P" projects.



Jesse's Lego Board

Q. HAS OUR GUILD PROVIDED YOU WITH WHAT YOU EXPECTED FROM US?

I like the hands-on classes the Guild provides and the enthusiasm it has and shows through their membership.

Q. ARE YOU DOING ANYTHING SPECIAL NOW THAT GIVES YOU GREAT JOY?

We plan to start working on a new project for my granddaughter. She wants a corner table to work on for homework.


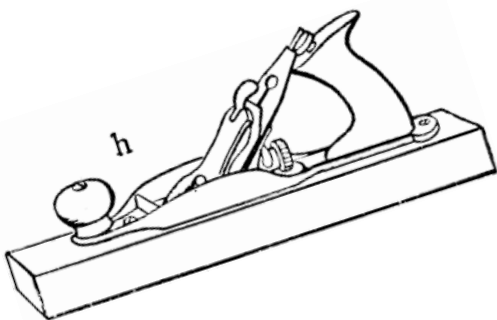


Bruce and Kevin

Guild Interest



JULY'S MEETING WILL BE A TIME TO SELL, SWAP, AND GIVE AWAY TOOLS YOU HAVEN'T OR WON'T USE.



A Friend's Passing By Don Ames

George was not only my friend, but a long time, very active member of the Annapolis Woodworker's Guild. George joined early on and almost immediately became a very active member and leader in the AWG. His efforts contributed greatly to the success of the Guild. Without his efforts to the success of the Guild, it's possible there would not be a Guild today. So ,thank you George, for all you did to make the Guild successful— an organization that has been in existence for approximately 28 years. Well done, my friend.



George Swisher

Editor's Note

Don Ames is one of the three founders of the Guild.

The Annapolis Woodworkers Guild

Education Survey 2017

Your Board of Directors wants to know what you, the membership, want in terms of educational opportunities over the course of the next year. Please take some time to think through what woodworking skills you want to develop this year, and we will attempt to match our educational efforts in your direction. We have both internal, knowledgeable members, and external, talented teachers, who can provide the skilled training you need to accomplish your woodworking goals. Just let us know what those goals are, and we will try to help you achieve them. Express your needs below and we will try to help you reach whatever level of expertise you seek.

Special Speakers. Over the course of the year we will engage a Special Nationally Known speaker for a special weekend such as with Steven Latta last year. We seek your input in this process as to whom you might like to engage. Preliminarily we have thought of Garrett Hack based in Vermont and another Associate Editor of Fine Woodworking specializing in handmade pieces with simple Shaker- inspired designs and handtooled details. Another possibility is Christopher Schwarz, who was past editor of Popular Woodworking and hand tool expert now working closely with Don Williams (shellac and restoration expert) on the Roubo project to reproduce the fabulous French Document on 13th century woodworking and inlay processes.

These are only two of those under consideration, so please give us your input as to other possibilities. We need to hear from you in order to completely fulfill your needs and provide the level of education you require to achieve your goals.

Thank you,
Patrick Applegate,
George Swisher Education Chair

Survey on the following page. Complete & bring to the meeting.

I want to learn to:

- ___ Make good hand cut joints: dovetails, mortises and tenons, etc.
- ___ Build cabinets, furniture and case goods with both sheet and solid woods
- ___ Turn spindles, pens, bowls on a lathe
- ___ Carve wood in relief or the round
- ___ Proper set-up and use of woodworking machinery-table saws, planers, bandsaws, etc.
- ___ Select and use finishes for woodworking projects
- ___ Scroll saw and Intarsia techniques for decorative projects
- ___ Sharpen cutting tools such as saws, chisels, plane blades, and carving tools
- ___ Design elements in furniture, boxes, turnings and other woodworking projects
- ___ Understand wood properties, drying and storage techniques
- ___ Set up and arrange a woodworking shop for maximum efficiency
- ___ Safety issues including emergency protection, dust collection and noise reduction
- ___ Use the correct glue for the appropriate application and clamping techniques
- ___ Match wood and grain patterns for best balance and visual effect
- ___ Techniques for bending/curving wood
- ___ Use dyes/stains to color wood
- ___ Fill grain in open grain woods such as oak and mahogany
- ___ Proper machining and milling of rough- sawn lumber to flatten and straighten
- ___ Other woodworking techniques: please describe


JUNE'S SPEAKER, JUAN C. BARET






New Members

Submitted by Andy Borland



ARLEEN GLEASON WAS BORN IN FORT CAMPBELL, KENTUCKY AND RAISED IN BALTIMORE CITY. SHE WORKED IN ANNE ARUNDEL MEDICAL CENTER FOR 45 YEARS MOSTLY IN FINANCE. SHE HAS BEEN MARRIED TO LLOYD GLEASON FOR 45 YEARS— LLOYD IS A FAITHFUL MEMBER OF OUR GUILD. WHY DID SHE JOIN? SHE LOVES COMING WITH HER HUSBAND. DOES SHE DO WOODWORKING? YES, BUT ONLY WHEN LLOYD IS IN THE SHOP. SHE ENJOYS MAKING TOYS, BUT SHE ALSO DOES CERAMICS. GLAD TO HAVE YOU WITH US, ARLEEN.

MEET CHARLIE EYET WHO WAS BORN IN WILKES BARRE, PA, AND NOW LIVES IN CROFTON. CHARLIE IS MARRIED WITH TWO GROWN CHILDREN. HE WORKED FOR TOYOTA AS THE REGIONAL MANAGER AND TRAVELLED A LOT. THEREFORE, HE DID NOT HAVE TIME FOR WOODWORKING. HE HEARD ABOUT THE GUILD FROM A FORMER MEMBER AND CAME TO US TO LEARN. THAT IS WHAT HE TRULY EXPECTS FROM US. HE GRADUATED FROM COLLEGE WITH AN EDUCATIONAL DEGREE TO BE A SHOP TEACHER. HIS WIFE WORKED IN THE ANNE ARUNDEL COUNTY SCHOOL SYSTEM AND RETIRED AS A PRINCIPAL.



New Members



DON BENAAR WAS BORN IN NEW LONDON, OHIO, and NOW LIVES IN CROFTON, MD WITH HIS WIFE, JOANNE. THEY HAVE TWO GROWN CHILDREN. DON WORKS FOR ARINC IN NETWORK OPERATIONS. HIS HOBBIES ARE WOODWORKING AND PHOTOGRAPHY. HE USED TO BE A MEMBER ABOUT FIVE YEARS AGO, AND HE JUST REJOINED TO MAKE HIMSELF A BETTER WOODWORKER AND GET IDEAS FROM EXPERIENCED WOODWORKERS. **WELCOME BACK, DON!**

TYLER QUEVEDO WAS BORN IN BALTIMORE AND RAISED IN PASADENA. HE ATTENDED CHESAPEAKE HIGH SCHOOL AND GRADUATED IN 2002. HE WORKS FOR TWO COMPANIES: BUCKWEAR INC AND MARYLAND MY MARYLAND. HE GOT INTERESTED IN WOODWORKING FROM WATCHING (KITCHEN HELPER AND TABLES FOR TOOLS) ON TV. HE FOUND OUT ABOUT OUR GUILD ONLINE. HE WANTS TO LEARN FROM WISE OLD MEN. HE IS VERY INTERESTED IN THE BOX CLASSES. HE IS MARRIED AND HAS A THREE -YEAR- OLD BOY. **WELCOME, TYLER.**



Drawings

By Paul Dodson

We currently have 3 types of drawings. All drawings are for members only. Each one is explained below:

Main Drawing: Held each month. Tickets are \$1.00. This raffle includes at most 3 items: \$50 Lowes card and at most 2 other items. These 2 items are normally donated by members. Items donated will be held by the raffle chairperson for the next raffle period. All items are valued at \$99 or less.

Nick Carlucci Donation: Held each month until depleted. Tickets are FREE to active members. \$100 gift card from Lee Valley.

Big Drawing: Held twice a year. Tickets are \$5.00.

Drawings for July

Nick Carlucci Donation: Tickets are free to active members. **\$100 gift card from Lee Valley.**

Main Drawing: Tickets are \$1.00. This month's items: **\$50 Lowes card, doweling jig, and set of clamps.**



Doweling Jig




Irwin quick release clamps.


Raffle



Dennis Harvey and the Lowe's \$50.00 gift card



Tom Dettweiler won the Nick Carlucci \$100.00 drawing.



Adam Schmitt won the table saw accessory.




Philip Christenson goes home with a bag of dowels.



SHOW & TELL



Dave Tate holds his laser cut butterfly wall decoration.



Joe Taylor displays his dovetail utility box holding various tools.





Two views of Paul Hanson's coffee table.



Lee Bryton shows his 2-bit scroll saw jewelry.




David Blois made a rack of drawers.



Bob Ashby made himself new saw horses



Dennis Harvey and his latest addition to the herd of rocking horses.



Jim Francis brought in his Federalist table.



Even More Important Reading

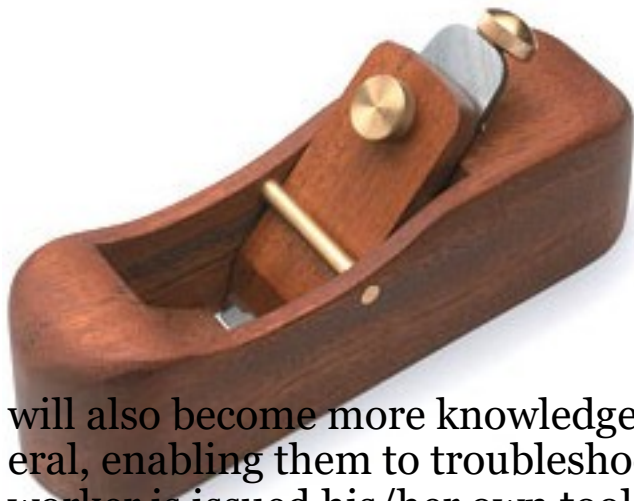
Classes at The School of Annapolis Woodworks

Troy Beall is offering the following classes to our AWG Members for 2017. These classes are offered **only to** AWG members and are not in his published school woodworking schedule for 2017.

The AWG Board has **approved a \$100 tuition subsidy** for each member taking a class. Each class will be offered on both a weekday and weekend. Depending upon your response, a final decision will be made as to the date and/or holding any of the classes.

All classes need a minimum of 5 students.

Hand Plane



Course Description: Students will learn how to make a wooden plane. A handmade wooden plane is light, responsive and capable of the finest smoothing and shaping. In this two-day class, students will employ basic woodworking skills to transform a block of hardwood into a sensitive and lasting tool. As the planes are completed, students will learn or refine sharpening and planing techniques. They

will also become more knowledgeable about a plane's mechanics in general, enabling them to troubleshoot and tune up any plane. Each woodworker is issued his/her own tools used during the class. Wood, glue, sandpaper and finishes are all included in the materials fee.

Tuition: \$250.00 + Materials fee \$60.00 Held August 24 and 25.

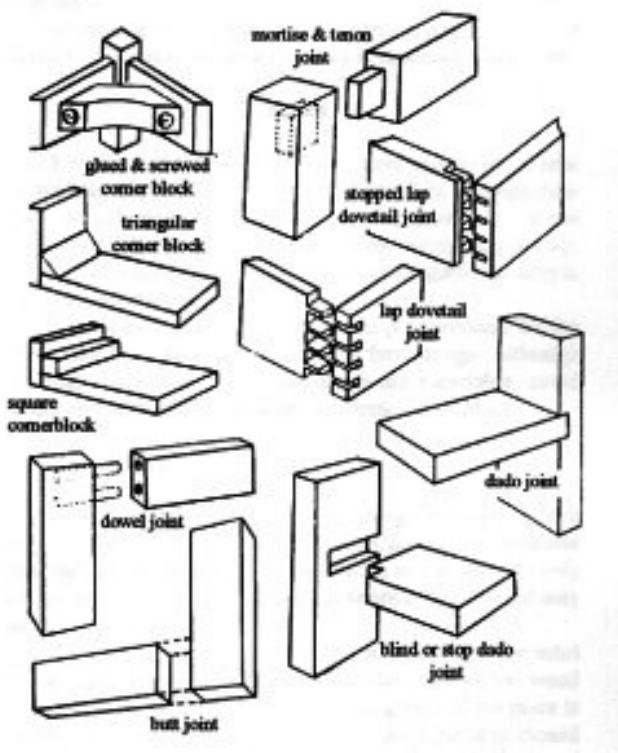
Two Spaces left for this class.



Scroll and Ribbon Tray

Course Description: This two-day introductory class focuses on basic carving skill as students make a carved scroll and ribbon tray to take home. These delightful trays trace back to the 1800's, and were used to carry tea and other refreshments into the parlor. Wood, glue, and sandpaper are included in the materials fee.

Tuition: \$250.00 + \$20.00 materials fee. Held July 20 and 21. 2 Spaces left.



Joinery

Course Description: This weekend workshop will focus on basic joint-making skills. Students will learn how to cut dovetails, mortise and tenons, lap joints, dados and rabbets. This is a great class to take to learn the basics of cabinetry, case construction and furniture making. Wood, glue, and sandpaper are included in the materials fee.

Tuition: \$250.00 + \$30.00 materials fee. Held July 22 and 23. 2 Spaces left.

Mentor List



Last Name	First Name	Phone	E-mail	Mentor Subject
Ames	Don	410-268-0509	dfames@verizon.net	Use and maintenance of Edge Tools (planes, chisels, scrapers)
Applegate	Patrick	410-426-8287	pappleg@jhmi.edu	Finishing with Shellac (brushed and padded)
Arndt	Michael	410-551-8588	MarylandWood-Pro@gmail.com	General wood finishing and finish restoration/repair
Ashby	Bob	410-969-2910	toolsrus58@comcast.net	Shapers, router tables and tooling for same
Borland	Andy	410-647-1242	AHBorland@aol.com	Box making
Chavez	Harry	410-863-5940	harry.chavez@gmail.com	Intarsia
Dodson	Paul	410-760-5382	pdwood-crafts@verizon.net	Scroll saws and scrolling
Hirrlinger	Jack	410-798-1339	tjhirr@verizon.net	Toys, tricks and puzzles
Luck	Jim	410-647-6622	jfl639@verizon.net	Inlay and shaker boxes
McDonald	Chris	410-326-1685	cmcdonald@thewavaz.com	Cabinets

Support Our Sponsors

Wurth Wood Group 6660 Santa Barbara Rd. Elkridge, MD 21075 800-935-6229	Hartville Tools Hartville, OH 44623 Hartvilletool.com 800-345-2396	Exotic Lumber Co. 1610 Whitehall Rd. Annapolis, MD 21409 410-349-1705
---	--	---

World of Hardwoods 809 Barkwood Ct. Suite #1 Linthicum, MD 21090 410-636-3991	Brusso Hardware LLC 67-69 Greylock Ave Belleville, NJ 07109 Brusso.com 1-212-337-8510	Klingspor 2555 Tate Blvd. S.E. Hickory, NC 28603 Klingspor.com 800-645-5555
--	--	--

**Somerset Door &
Column Company**
174 Sagamore St.
Somerset, PA 15501
Doorandcolumn.com
800-242-7916

American Woodcrafters Supply
212 East Main, Box G
Riceville, IA 50466
Americanwoodcrafterssupply.com
1-800-995-4032

OFFICERS

The Executive Officers for May, 2017- May, 2018 are:

President - Dave Tate <president@annapoliswoodworkers.org>

1st Vice President - Richard Hodgdon <vp1@annapoliswoodworkers.org>

2nd Vice President - Will Hottle <vp2@annapoliswoodworkers.org>

Secretary - Phil Carroll <secretary@annapoliswoodworkers.org>

Treasurer - Karl Hoke <treasurer@annapoliswoodworkers.org>

Membership Chairperson - Barry Frankel <memchair@annapoliswoodworkers.org>

Program Chairperson - **VACANT** <progchair@annapoliswoodworkers.org>

The other officers are:

- Newsletter Editor - Ritch Valentich <news@annapoliswoodworkers.org>
- Education Chairperson - Pat Applegate & Mike Arndt
<educhair@annapoliswoodworkers.org>
- Librarian - Lloyd Gleason <libr@annapoliswoodworkers.org>
- Endowment Coordinator - Mike Arndt
- Entertainment Coordinator - Paul Dodson
- Show Coordinator- Vicki Kunde
- Show & Tell Coordinator - Jack Hirrlinger
- Special Projects Coordinator - Harlan Ray
- Tour Coordinator - Harlan Ray
- Charity Coordinator - Andy Borland
- Historian - Jim Francis
- Webmaster - Dave Tate

General Membership Meetings:

2nd Thursday of each month 7 PM

Davidsonville United Methodist Church

#819, Route 214, Davidsonville, MD

Address correspondence to:

Annapolis Woodworkers Guild

P.O. Box 6001

Annapolis, MD 21401

Website:

Annapoliswoodworkers.org

Executive Board Meetings:

4th Thursday of each month 7PM

Champion Realty

711 Bestgate Road

Annapolis, MD

Parking at rear of building. Use elevator to access lower level. Doors are open from 6:30 to 7:00. If arriving after 7:00 you will need to call Dave on 410-562-3605 or another meeting attendee.

Annual Membership Dues: \$35.00