

Colonial Woodcutter

Annapolis Woodworkers Guild

February 2020

Meeting 7:00 PM Feb 13th Davidsonville United Methodist Church

AWG President's Message


by Bob Ashby



I'll start with a comment about last month's meeting. Our speaker was exceptional. We also had a lot of member participation, including a large number of "Show-n-tell" items—I even brought in an example of bending board to show. One item that caught my attention was some router jigs that a member had constructed, based on catalog examples he had seen. Jigs are a staple of the professional woodworker, often passed on from teacher to pupil as one progresses from entry level to mastery. I was fortunate to work under an aging Irish cabinet maker who passed along the following wisdom—three things that make a good cabinet maker:

1. Always do the best work you can do with what you have. If you are building a fine cabinet build the best one you can. If you are building a crate build the best crate you can.
2. Learn to fix your mistakes. Everyone who makes things also makes mistakes. The best way to get better at fixing errors is to make a problem up and practice fixing it. In the process make sure you ask others how they would attack the problem. Two to one someone else has already encountered the same situation.
3. Be able to make jigs. Personally, if I am going to make more than two of something I'll be making a jig somewhere to assure results are consistent. I'll also make a jig any time multiple parts need to be the same. I'll make a "Go-No Go" jig to check the work accuracy of others. Jigs can be as simple as the ones shown at our last meeting, or can be as complicated as one I know about that took a sheet of ply, eight four-inch casters, a couple of eight foot 2x4's, a 16 inch table saw, 3 men, some clamps and a forklift! No matter what, build your jigs the best you can and build them to last.

February Announcements



February 2020 Speaker

Dave Kelsey

Whiskey Creek Woodworks

Dave really became a woodworker/furniture craftsman out of necessity. As a newly-wed beginning teacher, the way to get furniture was to build it. He taught physics and chemistry in New York, the US Virgin Islands, Virginia and Maryland. Over the years, his skills improved. When he retired after 36 years in the classroom, he set up a shop in the basement and began building for others. He quickly outgrew the basement and built a “proper” shop, began going to craft shows and getting commissions. He’s now been at it for close to 20 years and has built lamps, chairs, tables, chests and a wide selection of smaller items. His work is currently on display at the North End Gallery in Leonardtown, Maryland.

Dave is a graduate of St. John’s College, is married with two grown sons and six grandchildren. In addition to woodworking, Dave always manages to have time to get out on the water exploring the Chesapeake Bay. Boat maintenance is another skill he’s had to acquire.

Friday, February 14th

St. Valentine’s Day!

(forget at your own peril!)



Riddle: What kind of wood is best for valentines?

Ans: *See page 9*

Annual AWG Dues

AWG dues for the period January to December 2020 are now **\$50.00**. Please pay at the next meeting or send your check to our Treasurer Vincent Antonioli, 23408 Neck Road, Aquasco, MD 20608.

January Speaker

If you missed the January meeting you missed an impressive array of puppets, sculptures and magical mechanisms made with the hands and mind of Don Becker. Even if you didn't miss the meeting, it's worth seeing a few of these creations again, though photos cannot replace the magic of seeing them in action.



January Show-N-Tell

Each month some of our Guild Members courageously share their work, so the rest may be inspired and learn from their efforts.



Ken Star—Chessboards and an unusual peppermill (not shown)



Jim Menefee— Not an orthopedic demonstrator, or prehistoric find, but rather a dog leash holder. One might also conclude that Jim has many dogs...



Harry Chavez—Scrollwork music box



Tim Roman—here holding one of several woodworking jigs he made

January Show-N-Tell



Chris Desautels—beautiful Maloof inspired rocking chair. Spectacular!



Gears, levers, pulleys, Oh My!
Chuck Beaver has gone kinetic!



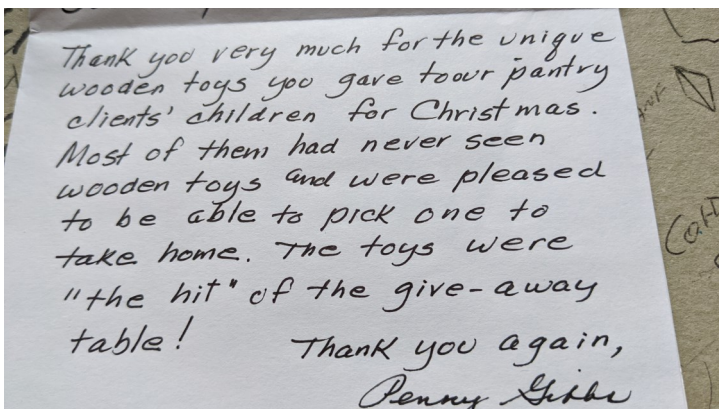
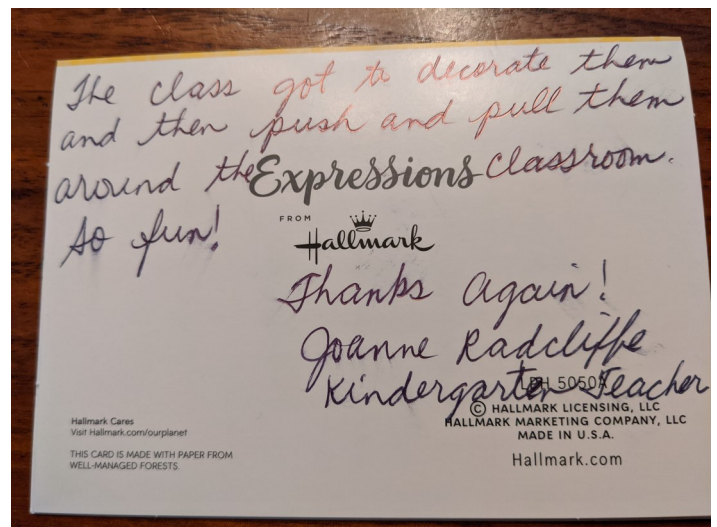

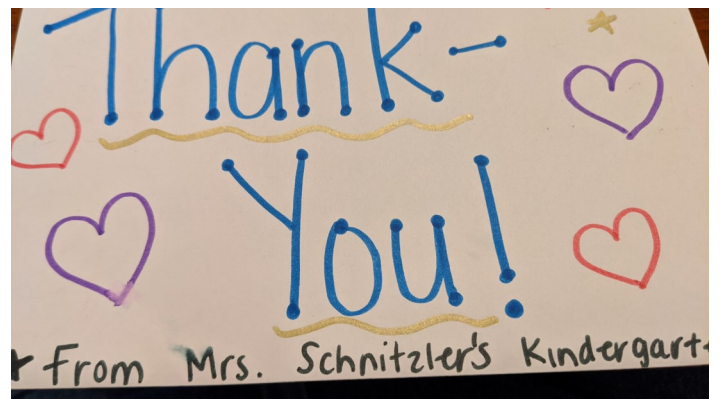
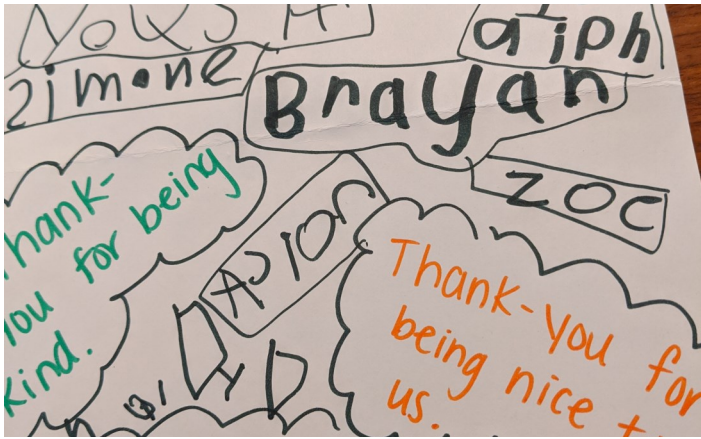
Rodger Young—no, he's not shy—just making sure the video is displaying his rendition of a beehive. No queen bee or hairdo here—just a great little ornament with two busy bees.



Adam Schmitt shows a wonderful historically accurate model of the original Davidsonville Methodist Church that he constructed.

Toy Makers Mailbox

Your newsletter editor has received copies of many thank you notes from happy toy recipients. Add to the long list (shown in part here) another 'Thank You' - from the Guild' for these acts of kindness, sharing and caring by our toy makers!



Upcoming Classes

2020 Advanced Box Making Class



Andy Borland, Bill Carbin and Don Ames will be offering an Advanced Box Making class to be held in April. The product of this class will be a more complex octagonal box as pictured above (your results, of course, may vary). Opportunity to sign up for the advanced class will begin at the February meeting. Cost will be \$25 per person.

February Raffle

A **Main Raffle** is held each month except April and August. Tickets are \$1 each. Raffles typically include a \$50 gift certificate and 1 or 2 other selected items.


A **Big Raffle** is held each April and August. Tickets for the Big Raffle are \$5.00 each.

Raffle tickets may be purchased at the meeting hall entrance table

This month's drawing:

Wood River 100 piece Brad Point and Twist Drill Set

\$50 Woodcraft Gift Card



U Gotta Play to Win!!

Bring a buck Get a Ticket and

Good Luck!!

FREE Stuff!

The following Items free for the asking:

1. Sears Radial Arm Saw. Wired for 240 volt power



2. Black and Decker Workmate 300.

Top may need rework/replace as particle board top has swollen.



3. Wooden cabinet doors (extra from kitchen project). Alder wood stained and finished. (no picture).

If interested please contact Sue or Charles Springett (410-693-3630) or suekspringett@gmail.com

Segmented Cuts

Perspiration Lumber

Ruben Arizmendi, local wood dealer, has offered Annapolis Woodworkers Guild members wood in exchange for labor at his shop. He will allow you to pick out the wood you desire, price it and then you can work off the cost at (NEW) \$40 per hour. No money need be exchanged—only your labor equivalent for the wood (you can, however, always buy the wood instead of supplying labor). Ruben says that a typical task he needs help with is planing raw lumber. Ruben did not supply a formal list of his wood types but is quite extensive. The deal is available now.

Ruben's business is located at 8163 New Cut Road Severn Maryland, Phone: (443)-871-3394.

Pen Making

Want to learn the “Ins and Outs” of making fine writing instruments? Dennis Harvey has volunteered to tutor anyone interested in learning how to make keepsakes that will be treasured by yourself and others. Dennis Harvey—find him at the next meeting or call 240-463-4641.

Volunteer at Historic London Town and Gardens

Interested in demonstrating 18th Century Carpentry?

Join us in our Carpentry Shop, interpreting hand tool wood working.

Period clothing is provided and an interest in Colonial American furniture is preferred.

If interested visit <https://www.historiclondontown.org/volunteer>

For questions, contact visit@historiclondontown.org or call (410) 222-1919.



This month's plank: Zebrawood! Wild with zebra-like stripes, but handles well on a lathe when tools are kept sharp.

Riddle answer: Heartwood—anything else would be too sappy!

Mentors and Problem Solution

Want to learn a new skill? AWG has many member-mentors to help you. See the list below to contact one.

Have a vexing woodworking problem? There may be many other members with the same situation. AWG has a “problem box” where you can anonymously place your problem or question for discussion and possible solutions at the next meeting. You will find the box at a table near the meeting hall entrance door.

AWG Member Mentors

Last Name	First Name	Phone	E-mail	Mentor Subject
Ames	Don	410-268-0509	dfames@verizon.net	Use and maintenance of Edge Tools (planes, chisels, scrapers)
Applegate	Patrick	410-426-8287	patrick__applegate@comcast.net	Finishing with Shellac (brushed and padded)
Arndt	Michael	410-960-3239	MarylandWoodPro@gmail.com	General wood finishing and finish restoration/repair
Ashby	Bob	410-969-2910	toolsrus58@comcast.net	Shapers, router tables and tooling for same
Borland	Andy	410-647-1242	AHBorland@aol.com	Box making
Chavez	Harry	410-863-5940	harry.chavez@gmail.com	Intarsia
Dodson	Paul	410-760-5382	pdwoodcrafts@verizon.net	Scroll saws and scrolling
Harvey	Dennis	240-463-4641	denharv@aol.com	Pen making
Hirrlinger	Jack	410-798-1339	tjhirr@verizon.net	Toys, tricks and puzzles
Luck	Jim	410-647-6622	jfl639@verizon.net	Inlay and shaker boxes
McDonald	Chris	410-326-1685	cmcdonald@thewavaz.com	Cabinets

Administration

AWG OFFICERS (June 2019 —May 2020 Term)

President – Bob Ashby

1st Vice President – Bruce Mitchell

2nd Vice President – Rick Hodgdon

Secretary – Jim Menefee

Treasurer – Vince Antonioli

Tour Coordinator – Harlan Ray

Program Chairperson – Chris Desautels and

Phil Christenson

Newsletter Editor – Carl Wick

Historian - Jim Francis

Endowment Coordinator – Bill Carbin

Entertainment Coordinator – Paul Dodson

Show Coordinator– Candee Van Iderstine

Show & Tell Coordinator – Bill Carbin

Special Projects Coordinator – Harlan Ray

Membership Chairperson – Tom Dettweiler

Librarian—Lloyd Gleason

Charity Coordinator—Andy Borland

Webmaster— Tyler Quevedo

Education Chair—Rick Hodgdon

MEMBERSHIP and MEETINGS

Membership is open to all interested Woodworkers.

Annual Dues: New Members Joining between Jan and June: \$50; joining between July and Sept \$25; Free between Oct and Jan, but be sure to “re-up” the following year!

General Membership Meetings:

2nd Thursday of each month 7 PM

Davidsonville United Methodist Church

819 Route 214, Davidsonville, MD

Executive Board Meetings:

3rd Thursday of the Month at 7 PM

Charter Financial Group

1000 Bestgate Road, suite 300, Annapolis, MD

All are welcome at board meetings

CONTACT INFORMATION

Correspondence:

Annapolis Woodworkers Guild

P.O. Box 6001

Annapolis, MD 21401

Website:

Annapoliswoodworkers.org

The following vendors support AWG



Wurth Wood Group, 6660 Santa Barbara Road, Elkridge, MD 21075

410-796-7600 WWW.Wurthwoodgroup.com



Hartville Tools, Hartville, OH

800-345-2396 WWW.Hartvilletool.com



Exotic Lumber Company, 1610 Whitehall Road, Annapolis, MD 21409

410-349-1705 WWW.Exoticlumber.com



Somerset Door and Column Company, 174 Sagamore Street, Somerset, PA 15501

800-242-7916 WWW.Doorandcolumn.com

The following vendors support AWG



Brusso Hardware LLC, 67-69 Greylock Avenue, Belleville, NJ 07109

212-337-8510 WWW.Brusso.com



Klingspor 2555 Tate Boulevard Southeast, Hickory, NC 28603

800-645-5555 WWW.Klingspor.com



American Woodcrafters Supply 212 East Main, Box G, Riceville, IA 50466

800-995-4032 WWW.Americanwoodcrafterssupply.com



Lake Erie Toolworks 1234 Irwin Drive, Erie, PA 16505

815-528-4337 WWW.LakeErieToolworks.com/Pages/Club

10% Online Discount Code: **AWG10**