

Colonial Woodcutter

August, 2017

President's Angle
Dave Tate



We had our *Swap & Shop* event in lieu of a guest speaker at our last month regular membership meeting. Many of our members brought a variety of equipment, hand tools, lumber, and wood-working supplies to sell or trade with other members. It turned out to be a very popular event and a lot of selling and trading took place. We may try to make this an annual event!

If you didn't return Pat Applegate's education survey that was in the newsletter and distributed at last month's meeting, it's time to cast your votes. The results are being tallied to help prioritize which subjects have the most interest among the members. Our education program for the upcoming year will be based on your answers to this survey, so let us hear from you.

The next regular
AWG Guild meeting
will be August 10,
2017 at 7PM at:

Davidsonville United
Methodist Church
819 Rt. 214
Davidsonville, MD

The next AWG
Board meeting will be
August 24, 2017 at
7PM at:

Champion Realty
711 Bestgate Rd
Annapolis, Md

More info on page 24.

Eleven people attended the Introductory Lasercutter Classes at CCBC, so keep your eyes open at an upcoming Show & Tell to see what kind of woodworking a lasercutter can do. Also, the Scroll and Ribbon Tray class has been rescheduled for September 21-22, so if you weren't able to make it to the last class, you now have another chance.

Ready for a road trip? We're beginning to make plans to visit Wittman, Md on the Eastern shore where McMartin and Beg-gins Benchcrafted Artisan Furniture shop is located. Notify Pat Applegate if your interested..

Finally, please welcome Phil Christenson as the new Program Chairman. He's looking for others to help him select and contact potential guest speakers, and he's already started filling the upcoming schedule, so if you have someone you'd like to come give a talk to the Guild, let Phil know.

- Dave

EXPERIENCED SAWDUST with BRUCE SAYLOR

By Andy Borland



Q. TELL US ABOUT YOURSELF: HOMETOWN, BACKGROUND, EDUCATION, PROFESSION, AND OTHER INTERESTS.

I was born and raised in Prince George's County, Maryland. Since 1978, I have been a resident of Anne Arundel County, where my wife and I have raised our two children.

After high school I worked installing and finishing drywall. I worked in the field for 8 years, and then started my own commercial drywall company. It grew to a small/mid-size company employing 25 people on average. I retired from my drywall and general contracting business of 20 years in 2002. I am semi retired now, an owner and manager of rental property. Also, in 2003 I obtained my Real Estate License.

Being semi retired has many benefits, one of the biggest being "time". I knew my woodworking hobby could be expanded to fill some of that void. I have always enjoyed woodworking, and now I can focus my time on my woodworking passion.

I started Pop Pop's Workshop (my garage). I enjoy making toys, outdoor chairs, and other projects that looked like fun to build. I started making pieces for my children, my granddaughters, and myself, then friends and now some for the public.

I made a child's Adirondack chair for my granddaughter, and afterwards thought it would look good for the arms to look like oars, so I made a second chair with oar arms. Then I made some changes to the arms and the chair, and now I have the current adult version of the chair. I researched the Web and did not find anyone else with this design, so I applied and received a design patent. Now I just enjoy making sawdust!



NAUTICAL ADIRONDACK CHAIRS

Q. HOW LONG HAVE YOU BEEN INTERESTED IN WOODWORKING AND WHAT GOT YOU STARTED?

I took wood shop in junior high and enjoyed the class. We made several projects(shelf, small book case, etc.). I still have the book case I made as a reminder of where I started. My interest really peaked when I worked on the large homes in Potomac and watched the trim carpenters work. Since my teenage years I have made small items with wood. When we were getting ready for my first grandchild to be born, I made her a cradle. I was surprised at the outcome, and my son- in- law gave me the best compliment, "If I did not see you build the cradle, I would have thought you bought it!" After that, out went the contractor's saw and tabletop band saw, and in came the cabinet saw, 14" band saw, and all the other goodies. I now have 4 granddaughters, so the shop stays busy.

Q. WHAT WAS THE FIRST THING YOU BUILT?

My first projects in school were a shelf and book case.



WALNUT CANDY DISPENSER

Q. WHAT ARE YOUR FAVORITE WOODWORKING PROJECTS?

The Cradle is on top of the list, M&Ms dispenser, western red cedar glider, barnwood vanity, nautical cheese board, and my last project— a side table.



GLIDER USING WESTERN RED CEDAR

Q. HAVE YOU RECEIVED AWARDS OR RECOGNITIONS FOR ANY OF YOUR WOODWORKING PROJECTS, and IF SO, WHAT WERE THEY FOR AND BY

No award, but lots of smiles from granddaughters, family and friends.

Q. WHAT OR WHO HAS INFLUNeCED YOUR WOODWORKING INTEREST?

No one person, but the biggest influence was seeing the woodwork in homes.

Q. WHAT PROJECT ARE YOU MOST PROUD OF?

The Cradle, maybe not the best, but the most proud of.



THE CRADLE

Q. WHAT WOODWORKING PUBLICATIONS DO YOU READ, AND WHICH ONE DO YOU REFER TO MOST OFTEN?

I subscribe to Wood Magazine.

Q. WHAT IS THE LAST THING YOU BUILT?

Mahogany side table with maple inlay on the top.



Q. DESCRIBE YOUR WORKSHOP (LOCATION, SIZE, POWER TOOLS, IMPORTANT HAND TOOLS, JIGS COMMONLY USED), AND IS THERE ANYTHING UNUSUAL ABOUT YOUR SHOP?

My workshop is on one side of my two- car garage in Edgewater. I have a 10" cabinet saw, 14" band saw, 6" jointer (I need help getting set up), bench top drill press, chisels, full set of Forstner bits, and other misc items. I made jigs for my chairs, but by far the best jig I made and use often is the table saw sled.

Q. ARE YOU DOING ANYTHING SPECIAL NOW THAT GIVES YOU GREAT JOY?

Spending more time in the shop, and from time to time my friend Kevin Newton comes over and shares the shop with me. Sawdust, building and spending time with friends give me great joy.



BATHROOM VANITY

NAUTICAL CHEESE BOARD



GUILD INTERESTS

Classes at The School of Annapolis Woodworks

Troy Beall is offering the following classes to our AWG Members for 2017. These classes are offered **only to** AWG members and are not in his published school woodworking schedule for 2017.

The AWG Board has **approved a \$100 tuition subsidy** for each member taking a class. Each class will be offered on both a weekday and weekend. Depending upon your response, a final decision will be made as to the date and/or holding any of the classes.

All classes need a minimum of 5 students.

Hand Plane



Course Description: Students will learn how to make a wooden plane. A handmade wooden plane is light, responsive and capable of the finest smoothing and shaping. In this two-day class, students will employ basic woodworking skills to transform a block of hardwood into a sensitive and lasting tool. As the planes are completed, students will learn or refine sharpening and planing techniques. They

will also become more knowledgeable about a plane's mechanics in general, enabling them to troubleshoot and tune up any plane. Each woodworker is issued his/her own tools used during the class. Wood, glue, sandpaper and finishes are all included in the materials fee.

Tuition: \$250.00 + Materials fee \$60.00 Held August 24 and 25.

Two Spaces left for this class.



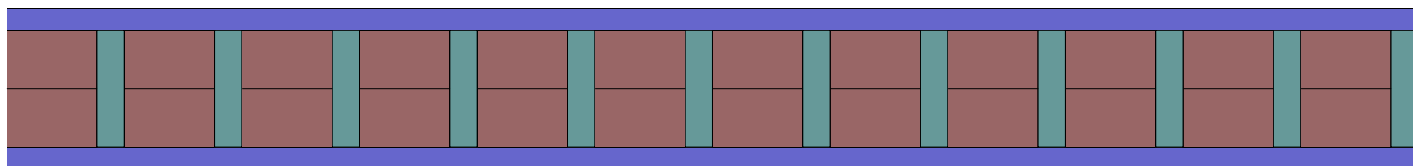
Scroll and Ribbon Tray

Course Description: This two-day introductory class focuses on basic carving skill as students make a carved scroll and ribbon tray to take home. These delightful trays trace back to the 1800's, and were used to carry tea and other refreshments into the parlor. Wood, glue, and sandpaper are included in the materials fee.

Tuition: \$250.00 + \$20.00 materials fee.

NOTE:

This class was originally scheduled for July 20 & 21. It has been rescheduled to September 21 & 22. One more person is needed to make the five- person minimum.



EVENT

Second Annual Mid Atlantic Woodturning Symposium. October 28, & 29

Event to include 28 demonstrations and a tradeshow. Demonstrators will be Stuart Batty, Curt Theobald, Cynthia Carden Gibson, Hans Weisflog, Ashley Harwood, and Avelino Samuel. Held at the Lancaster Marriott in Lancaster, PA. Additional information at mawts.com

The Annapolis Woodworkers Guild

READ

Education Survey 2017 (Refined)

Thanks to all who responded to our survey last month. This month I tallied the responses to the 18 suggested topics and have included below the 12 that recorded at least a 25% response to have an educational opportunity on that topic. I would now ask that you rank in order of importance to you the topic(s) you would most like to see happen by ranking the below topics in order from 1 through 12 with 1 being the most desirable and 12 the least desirable. Please enter a number from 1 through 12 for each entry without repeating any number.

My preferences are:

- ___ Make good hand cut joints-dovetails, mortises and tenons, etc.
- ___ Build cabinets, furniture and case goods with both sheet and solid woods
- ___ Carve wood in relief or the round
- ___ Proper set-up and use of woodworking machinery-table saws, planers, band-saws, etc.
- ___ Selecting and using finishes for your woodworking projects
- ___ How to sharpen cutting tools such as saws, chisels, plane blades, and carving tools
- ___ Design elements in furniture, boxes, turnings and other woodworking projects
- ___ Using the correct glue for the appropriate application and clamping techniques
- ___ Matching woods and grain patterns for best balance and visual effect
- ___ Using dyes/stains to color wood
- ___ Filling grain in open grain woods such as oak and mahogany
- ___ Proper machining and milling of rough sawn lumber to flatten and straighten

Thank You,

Patrick Applegate, George Swisher Education Chair

This request was received by the Guild on June 15th. I have often wondered how many of these requests Guild members respond to. In this case Bill Brooks, Charles Springett and Lee Bryton responded, with Bill being the first to respond and getting the honor. The following is his story.

Editor's note

Hi Dave, My name is Phil Renaud. I'm on the Environmental Committee of Eastport Yacht Club and I'm seeking someone who can make a hardwood plaque for us. Our budget is about \$50 for this work. Do you know anyone who might be willing to help us out? Here's an example of what we're looking for. We just need the wood cut and routed. I'm happy to stain and finish the work. I can provide dimensions if you have someone in mind.

Thanks a ton. Phil Renaud

The award is for the Eastport Yacht Club's Environmental Committee. Phil is the Co-Chair of the Committee. Phil made the green Eastport Yacht Club buoy. This is the buoy just outside the yacht club and marks one end of the finish line for their sailing races. Vicco Von Voss, famed Eastern Shore wood artist, was kind enough to donate the piece of black walnut. This was resawn and glued together in a book match. It was an easy and fun project, including coming up with the wave design to match the green buoy.



Phil

Bill

Phil is also the Executive Director of the Living Oceans Foundation located in Eastport. This non-profit organization focuses on researching the decline of the oceans' coral reefs. These reefs are a vital part of the health of the world's oceans. Their decline (and death) pose a significant threat to sea-life and the overall "health" of the oceans.

Plaque photo next page.



NEW PROGRAM CHAIRMAN

PHIL CHRISTENSON HEARD THE CALL AND HAS VALIANTLY STEPPED UP TO FILL THE VACANT PROGRAM CHAIR. YOU CAN MAKE PHIL'S JOB EASIER BY SUGGESTING SPEAKERS YOU WOULD LIKE TO HEAR. CONTACT PHIL WITH IDEAS YOU MAY HAVE. THANK YOU, PHIL.



ANNAPOLIS HOME EXPO

AWG BRINGS PRE-CUT BIRD HOUSES TO THE SHOW, AND ASSISTS CHILDREN IN ASSEMBLING THEM. KARL HOKE REPORTS HE CURRENTLY HAS 26 BIRD HOUSE KITS READY TO GO. CONTACT KARL, HOKE22@MSN.COM, IF YOU CAN HELP WITH MAKING THE KITS OR MANNING THE BOOTH ON THE DAYS OF THE SHOW, SEPTEMBER 23 & 24, AT THE BYZANTIUM EVENT CENTER.



DUE TO A LACK OF USE, THE DVD/ CD LIBRARY WILL BE LAID TO REST.

SWAP SHOP





Photos by Candee Van Iderstine

Drawings

By Paul Dodson

We currently have 3 types of drawings. All drawings are for members only. Each one is explained below:

Main Drawing: Held each month. Tickets are \$1.00. This raffle includes at most 3 items: \$50 Lowes card and at most 2 other items. These 2 items are normally donated by members. Items donated will be held by the raffle chairperson for the next raffle period. All items are valued at \$99 or less.

Nick Carlucci Donation: Held each month until depleted. Tickets are FREE to active members. \$100 gift card from Lee Valley.

Big Drawing: Held twice a year. Tickets are \$5.00.

Drawings for August

Nick Carlucci Donation: Tickets are free to active members. \$100 gift card from Lee Valley.



Main Drawing: Tickets are \$1.00. This month's items: \$50 Lowes gift card, 3/8 x 2 expandable dowel pins, and a Half Time Drill Driver Bit Set.

Big Drawing, \$5.00 is also this month. We will be raffling a 24" Router Ease Guide.



Raffle



Unidentified, but still went home with a doweling jig.



Chris McDonald went home with clamps.



Art Mensch won a feather board jig.




SHOW & TELL

Charlie Cadle(left) and Bernie Lam-
mers discuss the bench they made for
Londontown. See [historiclondon-
town.org](http://historiclondon-
town.org)



Phil Carroll made a
toy jeep from scrap
pieces.


Photos by Candee Van Iderstine



Bill Kovalich with a product from the Inlay class.



Chris McDonald made a Tic-Tac-Toe game.



Tim Roman made a couple of jigs for his miter gauge.



Phil Christenson brought in a couple of boxes he made.



Art Mench holds his table.

Whatnots



ONLY A NAIL

I'm just a little skinny nail,
No hands or feet have I,
And though they pound me on the head,
I never wince or cry.

Sometimes my path is very hard—
I just can't get ahead,
And then they pound me all the more
Until I'm nearly dead.

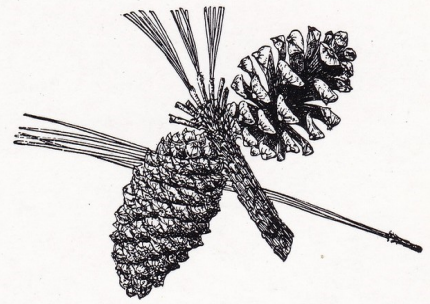
I always travel straight and true—
Turn neither left nor right,
And never once I've lost my head
Or fail to stick real tight.

I always stay right in my place,
Through bright or cloudy weather—
Just sticking tight with all my might,
A-holding things together.

When Mother Let us Carpenter
John Adams, 1916
Moffet, Yard & Company



Ponderosa Pine



This species, while not a true pine botanically speaking, is the softwood species most commonly used for the exterior and interior woodwork components. Its heartwood is tannish pink-white while its sapwood is a lighter creamy pink.

Architectural Woodwork Institute
46179 Westlake Drive
Suite 120
Potomac Falls, VA 20165
571-323-3636
awinet.org

Mentor List



Last Name	First Name	Phone	E-mail	Mentor Subject
Ames	Don	410-268-0509	dfames@verizon.net	Use and maintenance of Edge Tools (planes, chisels, scrapers)
Applegate	Patrick	410-426-8287	pappleg@jhmi.edu	Finishing with Shellac (brushed and padded)
Arndt	Michael	410-551-8588	MarylandWood-Pro@gmail.com	General wood finishing and finish restoration/repair
Ashby	Bob	410-969-2910	toolsrus58@comcast.net	Shapers, router tables and tooling for same
Borland	Andy	410-647-1242	AHBorland@aol.com	Box making
Chavez	Harry	410-863-5940	harry.chavez@gmail.com	Intarsia
Dodson	Paul	410-760-5382	pdwood-crafts@verizon.net	Scroll saws and scrolling
Hirrlinger	Jack	410-798-1339	tjhirr@verizon.net	Toys, tricks and puzzles
Luck	Jim	410-647-6622	jfl639@verizon.net	Inlay and shaker boxes
McDonald	Chris	410-326-1685	cmcdonald@thewavaz.com	Cabinets

***THINK
SAFETY***

Support Our Sponsors

Wurth Wood Group 6660 Santa Barbara Rd. Elkridge, MD 21075 800-935-6229	Hartville Tools Hartville, OH 44623 Hartvilletool.com 800-345-2396	Exotic Lumber Co. 1610 Whitehall Rd. Annapolis, MD 21409 410-349-1705
---	--	---

World of Hardwoods 809 Barkwood Ct. Suite #1 Linthicum, MD 21090 410-636-3991	Brusso Hardware LLC 67-69 Greylock Ave Belleville, NJ 07109 Brusso.com 1-212-337-8510	Klingspor 2555 Tate Blvd. S.E. Hickory, NC 28603 Klingspor.com 800-645-5555
--	--	--

**Somerset Door &
Column Company**
174 Sagamore St.
Somerset, PA 15501
Doorandcolumn.com
800-242-7916

American Woodcrafters Supply
212 East Main, Box G
Riceville, IA 50466
Americanwoodcrafterssupply.com
1-800-995-4032

OFFICERS

The Executive Officers for May, 2017- May, 2018 are:

President - Dave Tate <president@annapoliswoodworkers.org>

1st Vice President - Richard Hodgdon <vp1@annapoliswoodworkers.org>

2nd Vice President - Will Hottle <vp2@annapoliswoodworkers.org>

Secretary - Phil Carroll <secretary@annapoliswoodworkers.org>

Treasurer - Karl Hoke <treasurer@annapoliswoodworkers.org>

Membership Chairperson - Barry Frankel <memchair@annapoliswoodworkers.org>

Program Chairperson - Phil Christenson <progchair@annapoliswoodworkers.org>

The other officers are:

- Newsletter Editor - Ritch Valentich <news@annapoliswoodworkers.org>
- Education Chairperson - Pat Applegate & Mike Arndt
<educhair@annapoliswoodworkers.org>
- Librarian - Lloyd Gleason <libr@annapoliswoodworkers.org>
- Endowment Coordinator - Mike Arndt
- Entertainment Coordinator - Paul Dodson
- Show Coordinator- Vicki Kunde
- Show & Tell Coordinator - Jack Hirrlinger
- Special Projects Coordinator - Harlan Ray
- Tour Coordinator - Harlan Ray
- Charity Coordinator - Andy Borland
- Historian - Jim Francis
- Webmaster - Dave Tate

General Membership Meetings:

2nd Thursday of each month 7 PM

Davidsonville United Methodist Church

#819, Route 214, Davidsonville, MD

Address correspondence to:

Annapolis Woodworkers Guild

P.O. Box 6001

Annapolis, MD 21401

Website:

Annapoliswoodworkers.org

Executive Board Meetings:

4th Thursday of each month 7PM

Champion Realty

711 Bestgate Road

Annapolis, MD

Parking at rear of building. Use elevator to access lower level. Doors are open from 6:30 to 7:00. If arriving after 7:00 you will need to call Dave on 410-562-3605 or another meeting attendee.

Annual Membership Dues: \$35.00