


Colonial Woodcutter

Annapolis Woodworkers Guild

October 2020

Virtual “Zoom” Meeting October 8th 7:00 pm

AWG President’s Message



Hello Guild members,

Here's hoping everyone is enjoying the break in the weather. I'd like to pass a quick note here to let everyone know that we have decided to proceed with annual planning for a booth at the Woodworkers show that (currently) will occur in early January 2021. As many of you know, this annual show is the best time that we have during the year to expose non-members to the Guild. If we participate at the show, we will need guild members to man our space during show hours. Since this is our biggest exposure of the year, please consider volunteering for a “shift”. Respond to Candee Van Iderstine (our show coordinator) or myself or any Board member so Candee can get her list together. *(see Candee's woodworking show page and contest page later in this edition—ed.)*

Quick tidbit: if you or someone you know wears glasses and their glasses fog up when wearing a face mask, try this trick. Fold a sheet of Kleenex lengthwise like an accordion, the pleats about 1 inch wide. Trim the ends off, then put the folded Kleenex along your mask nose bridge and see if that does not help clear up the fogging. The Kleenex absorbs the moisture before it hits your glasses and I've found it works well

Until next month,

— Bruce Mitchell

Announcements

October Virtual Meeting!

Thursday, October 8th

7:00 pm

Please join us for our October “virtual” meeting of the Guild. Please also consider contributing to the “show-n-tell” portion by contacting Chris Desautels at: Christopher.desautels@gmail.com or 301-332-8490.

A Zoom link will be sent on the day of the meeting to each Guild member we have on file. Simply click on that link a few minutes prior to the meeting time to activate your Zoom session

If you're new to Zoom, please review this tutorial for joining a zoom meeting at this link: [ZOOM](https://www.youtube.com/watch?v=gisp3qPeQoE&authuser=0) (or put <https://www.youtube.com/watch?v=gisp3qPeQoE&authuser=0> in your browser)

Christmas Party Cancelled

It will probably come as no surprise to everyone that our annual Christmas gathering must be cancelled for this year. Store up spirit for next year, spirit does not expire!

Volunteers Needed for Woodworking Show

By Candee Van Iderstine (show coordinator)

As of now, the Wood Show held at the Timonium Fairgrounds is still on for January 8-10, 2021 so we are planning accordingly. We expect that there will be fewer people at this show because of the pandemic. We will also be following all health rules and procedures; social distancing and mask wearing will be expected. We will have hand sanitizer at the booth.

Here is what we expect the Guild booth to look like: for our booth display items, we anticipate having toys on one side with a sign about our volunteer efforts (Any photos will be appreciated). We are planning to downsize the table at the front of the booth. We will include some larger items, our peg board, and display cabinet (please email me with what you would be willing to have on display). We will not have a children's build space, but instead we will have scroll saw demonstrations, thanks to Paul Dodson. In the area with the scroll saw, there will be a large screen that will show images or videos of members and/or speakers when scroll saw demos are not in progress. In order to make this happen, we will need a projector. *(If you have a projector that you can loan, please contact Candee)*

We have space at this show based on our past participation. If we elect to participate this year we will need members to help with set up, help staff the booth during the show and help tear down the display at the end of the show. With expected smaller crowds, we are planning to only have two AWG members staff the booth during a shift and the shifts will be shortened to two hours duration. Sign-ups will be managed by email. Please let me know what shift you are willing to staff:

Projected Schedule of Events

Set up will be Friday morning, (January 8th) from 8AM-11:30AM.

Friday, (January 8th) shifts are 12N-2PM, 2PM-4PM, 4PM-6PM

Saturday, (January 9th) shifts are 9:30AM-11:30AM, 11:30-1:30, 1:30-3:30, 3:30-6:00. (2.5 hrs for last shift)

Sunday, (January 10th) shifts are 10AM-12N, 12N-3PM (3 hrs for last shift, but place is empty so we start packing up)

Tear down is Sunday (January 10th) from 3PM until completion and then traditionally we go to dinner (dutch) at a nearby restaurant.

Please email me at candeevani@gmail.com by **November 21st** with your preferred shift day and time. All volunteers get into the show at no cost and can visit the show before and after their shift. You are welcome to sign up for more than one day or shift and please consider signing up to help us set up and tear down. Once we are set up, workers get to go around and see the other exhibits for about ½ hr before the show starts! The tear down crew gets to make offers to vendors for discount prices. I've gotten some really nice birdseye maple that way. Vendors don't want to load up and carry off more than they have to! (Maybe this time I'll finally get that drum sander I've been wanting).

If you have something you want to display at the booth: I can meet individuals at the church to pick up smaller booth display items, or you can bring them to my house. If you have a larger item for display, some board members are willing and able to transport it to and from the show. I can help coordinate. Of course we will also be displaying items from the contest. What contest, you ask? Keep reading!!! And thank you in advance for all your time, energy and participation in so many ways.

Please remember two things: one, this event is a huge recruiting tool for the guild and two, we can only do this if we have sufficient volunteers.

RSVP to Candee Van Iderstine

candeevani@gmail.com By November 21

2020 AWG Woodworking Contest

2020 Second Annual Woodworking Contest — by Candee Van Iderstine

The subjects of last year's contest were wood turning and box making. I was blown away with all the talent and all the beautiful pieces that were entered. In my opinion, every entrant was a winner. This year we will also have two separate contests. The first contest will feature "Fine Blade Work". This includes: band saw work, scroll saw creations, inlay work, intarsia and anything else that is made with a fine blade. The second contest will feature "Holiday Themed Work". This can be something you make for gifts or something that honors a specific holiday.

Rules: Each item can only be entered in one contest. Mixed media items are acceptable but the item must be made by the member and be at least 50% made out of wood. The item must have been made in the last two years. Items previously brought to show and tell are acceptable. Anyone who is an active member of the guild can enter or can request to judge. The contest will be judged on Zoom on Saturday, December 5th at 7PM by at least 5 AWG members who have not entered either contest or by members of the public agreed upon by at least 4 Board members. The entry must be available to be shown on Zoom by the maker or someone they designate on December 5th. Judges decisions will be final. Items must be available for display if the Wood show January 8-10 is not cancelled (I expect we will know by December 5 if the show is cancelled or not).

How to Enter: You must enter by sending an email to candeevani@gmail.com or a text message to 240-485-7165 by December 3rd with a single photo of the item, the category for the entry (fine blade or holiday themed) and your name and best phone number to reach you. If you can't send a message or email, ask someone for help (I'm not sure you should be operating power tools)! You will need to be able to display/demonstrate any features of your work at the time of judging.


Prizes: There will be a first place and second place in each category. First place winners will receive \$50.00 each and second place winners will receive \$25.00 each. I will try to come up with a trophy of some kind as well but no promises at this point. If anyone wants to volunteer to make or design some trophies or plaques, that would be appreciated.

NOW GET TO WORK, CREATE, AND MAKE ME PROUD - *Candee Van Iderstine*

Better Woodworking Through Chemistry?

Highly Elastic Wood

Want to take your bended wood project to the next level? You might want to see what some researchers have done with some chemistry applied to ordinary wood samples. They have demonstrated that by doing some alteration to wood cell structure with a few ordinary chemicals they can come up with wood that is incredibly flexible and has amazing resilience, for example bouncing a sample like a “super ball”.



(source: ACSNano 2020)

Their research is best seen dynamically, so if the above piques your interest, try this link: [Elastic Wood](https://cen.acs.org/materials/biomaterials/Chemistry-Pictures-Elastic-wood/98/web/2020/09) or browse to:

<https://cen.acs.org/materials/biomaterials/Chemistry-Pictures-Elastic-wood/98/web/2020/09>

Then go down to the basement and find that old chemistry set you got for Christmas!

Phil Christenson Contributor

Cutting Board Finish and Falling Trees


As the members may have seen in last month's newsletter, I made three cutting boards for my daughter. I was less than happy with the finish I used on those boards so I watched numerous U Tube suggestions for my future projects and want to share my choice. The process includes first soaking the wood with mineral oil that can be purchased from a pharmacy. At least three coats was suggested to completely saturate the wood. Next comes a "paste" I made that consists of 6 oz. of mineral oil, 5 large teaspoons of carnauba wax and 5 equally large teaspoons of bees wax. I purchased the wax(s) from Klingspor's Woodworking Shop. To safely dissolve the wax in the oil I used a double boiler, it was quite quick and safe. I really like the finish this mix leaves on the wood, it will last much longer than walnut oil (or other oils I read about). Lastly, since I was making the finish, I made a large batch, way more than I could ever use, so if a fellow member would like to get a jar of the wax, let me know and when we resume meetings in person, I'll bring you a sample. A final note, this finish is also excellent for salad bowls!



As visitors to my home have noted, I am blessed to live in a patch of woods. Over the last 10 years the amount of rain in my region has increased at an alarming rate and I am losing trees due to the high soil moisture around my home. I have now learned the apparent reason for their demise is termed phytophthora root rot. This disease rots the roots of the tree, and if the soil is warm or produces a lot of moisture, the virus can reproduce. Native oak trees thrive off of drought-like conditions. Another way a tree can become diseased is if there is a buildup of soil or mulching material near the trunk. The disease thrives in this type of environment and is harmful to the oak tree's health. So far I have lost seven white oaks. I am taking the latest fatality to be sawn up when the ground dries out enough that a piece of equipment can carry the logs out of the woods.



Last year a sassafras tree died on my property and this summer I determined it was REALLY dead, not just chillin', so I took it down, gave some to a spoon carver and have started to see what the wood looks like (the photo of the spoon with the wax is sassafras). I will be offering some of this wood to members who are interested (yes, you Paul). I'm including a photo of a quarter sawn (right) and plain sawn wood. I put a quick coat of lacquer on the pieces to give some indication of the final look we can expect. Please understand, the pieces I can give will come from sections of the tree that have been cut to lengths of less than two feet, and the wood is not dried yet.



The bounty of wood never ends, Bill Carbin's neighbor had a holly tree cut down and offered it to the Guild. Just like most things these days, that wood is heavy! The log is now cut to three foot lengths and waiting in my shop to be cut into boards. This wood will also be offered to members once the cutting is complete.

— Rick Hodgdon

Scrap Bin

Planer For Sale



6 inch grizzly jointer, made in 2003, lightly used.

Sharp blades and comes with an extra set of new blades and base as seen in the photo.

Asking \$350

Please contact Scott Ewine, Frederick, MD,

Phone: (301) 471-8985

Articles needed:

Have you built something recently or in the past that you found interesting, challenging, or instructive? Your newsletter is hungry for short articles about your experiences. A couple of paragraphs and a few pictures often tell a very interesting, and teaching story. You do not have to be professional writer—just put a few words down and send them to your friendly editor (whom anyone can see is also not a professional writer, but will work hard to make you look like one). Your newsletter will thank you, your editor will thank you, and all your guild friends will thank you for your efforts!!



This month's plank: Spalted Tamarind. Tamarind is a fruit tree found mainly in tropical Africa. It's sapwood is often spalted. It is a dense wood, but works easily and takes a high polish.

Mentors and Problem Solution

Want to learn a new skill? AWG has many member-mentors to help you. See the list below to contact one.

Have a vexing woodworking problem? There may be many other members with the same situation. AWG has a “problem box” where you can anonymously place your problem or question for discussion and possible solutions at the next meeting. You will find the box at a table near the meeting hall entrance door.

AWG Member Mentors

Last Name	First Name	Phone	E-mail	Mentor Subject
Ames	Don	410-268-0509	dfames@verizon.net	Use and maintenance of Edge Tools (planes, chisels, scrapers)
Applegate	Patrick	410-426-8287	patrick__applegate@comcast.net	Finishing with Shellac (brushed and padded)
Arndt	Michael	410-960-3239	MarylandWoodPro@gmail.com	General wood finishing and finish restoration/repair
Ashby	Bob	410-969-2910	toolsrus58@comcast.net	Shapers, router tables and tooling for same
Borland	Andy	410-647-1242	AHBorland@aol.com	Box making
Chavez	Harry	410-863-5940	harry.chavez@gmail.com	Intarsia
Dodson	Paul	410-760-5382	pdwoodcrafts@verizon.net	Scroll saws and scrolling
Harvey	Dennis	240-463-4641	denharv@aol.com	Pen making
Hirrlinger	Jack	410-798-1339	tjhirr@verizon.net	Toys, tricks and puzzles
Luck	Jim	410-647-6622	jfl639@verizon.net	Inlay and shaker boxes
McDonald	Chris	410-326-1685	cmcdonald@thewavaz.com	Cabinets

Administration

AWG OFFICERS (June 2019 —May 2020 Term)

President – Bruce Mitchell

1st Vice President – Open

2nd Vice President – Bob Ashby

Secretary – Jim Menefee

Treasurer – Vince Antonioli

Tour Coordinator – Open

Program Chairperson – Chris Desautels and

Phil Christenson

Newsletter Editor – Carl Wick

Historian - Jim Francis

Endowment Coordinator – Bill Carbin

Entertainment Coordinator – Paul Dodson

Show Coordinator– Candee Van Iderstine

Show & Tell Coordinator – Bill Carbin

Special Projects Coordinator – Open

Membership Chairperson – Tom Dettweiler

Librarian—Lloyd Gleason

Charity Coordinator—Andy Borland

Webmaster— Tyler Quevedo

Education Chair—Rick Hodgdon

MEMBERSHIP and MEETINGS

Membership is open to all interested Woodworkers.

Annual Dues: New Members Joining between Jan and June: \$50; joining between July and Sept \$25; Free between Oct and Jan, but be sure to “re-up” the following year!

General Membership Meetings:

2nd Thursday of each month 7 PM

Virtual Video Meetings UFN

Executive Board Meetings:

3rd Thursday of the Month at 7 PM

By phone/video UFN

contact a board member for invitation

All are welcome at board meetings

CONTACT INFORMATION

Correspondence:

Annapolis Woodworkers Guild

P.O. Box 6001

Annapolis, MD 21401

Website:

Annapoliswoodworkers.org

The following vendors support AWG



Wurth Wood Group, 6660 Santa Barbara Road, Elkridge, MD 21075

410-796-7600 WWW.Wurthwoodgroup.com



Hartville Tools, Hartville, OH

800-345-2396 WWW.Hartvilletool.com



Exotic Lumber Company, 1610 Whitehall Road, Annapolis, MD 21409

410-349-1705 WWW.Exoticlumber.com



Somerset Door and Column Company, 174 Sagamore Street, Somerset, PA 15501

800-242-7916 WWW.Doorandcolumn.com

The following vendors support AWG



Brusso Hardware LLC, 67-69 Greylock Avenue, Belleville, NJ 07109

212-337-8510 WWW.Brusso.com



Klingspor 2555 Tate Boulevard Southeast, Hickory, NC 28603

800-645-5555 WWW.Klingspor.com



American Woodcrafters Supply 212 East Main, Box G, Riceville, IA 50466

800-995-4032 WWW.Americanwoodcrafterssupply.com



Lake Erie Toolworks 1234 Irwin Drive, Erie, PA 16505

815-528-4337 WWW.LakeErieToolworks.com/Pages/Club

10% Online Discount Code: **AWG10**