

The Colonial Woodcutter

The Newsletter of the Annapolis Woodworkers Guild

Meeting 7:00 PM July 10th, Davidsonville United Methodist Church

JULY MEETING SPEAKER

DWAYNE VOGEL

BULLOCKS FURNITURE RESTORATION



July 2025

Contents

July 2025 President's Message	3
July Monthly Meeting	4
July Speaker	4
July Raffle	5
Quiet Waters Exhibition and Sale	6
June Meeting	7
June Speaker: Mike Jury	8
Safety Brief	10
Show and Tell	11
June Raffle Winner	15
Cherry and Maple Cabinet	16
Tip of the Month	17
One on One Skills Classes and Instructors	18
AWG Member Mentors	19
AWG Officers	20
AWG's Supporting Vendors	21

Newsletter Submissions

If you have new projects, tools or fixtures that may interest to others, or if you have found a wood related news story, please share them with the Guild. Send a description, with pictures if possible, for inclusion in the Colonial Woodcutter to the editor, Duncan Adams at duncanladams@gmail.com. Items submitted by the first Thursday of the month will be published.

Many thanks to those who contributed to this month's issue.

July 2025 President's Message

Dear fellow members,

According to our bylaws, I should have stated my goals and objectives for the year during our June meeting. I didn't, because I knew the meeting was going to be long, and because at the time, I hadn't given it enough thought. However, I've been doing a little more thinking these past few weeks, and I do have several goals and objectives for the year:



1. Continue with the good work started by my predecessors
2. Not only grow our membership, but get more people involved – “share the load”
3. Improve communication: update our records – membership, directory, website
4. Continue to work on a relationship with Makerspace
5. Encourage members to offer classes to AWG, or to a joint group (AWG and Makerspace) – If you are willing to teach a class, or interested in learning a particular skill, please contact Paul Hansen: phansen100@comcast.net
6. Increase awareness and usage of our AWG website by our members

If you would like to read our bylaws, you can find them on our website:

www.annapoliswoodworkers.org.

I also invite you to introduce yourself to me at our meetings. I know many of you; but would like to know more of you by name. My challenge is that my memory is not good. I struggle to remember names (and faces), so, be patient with me if it takes several introductions before I remember your name.

And a few reminders for you:

- July 10 is our next general meeting
- August 14 is the tool swap
- November 13 is the deadline and judging for the 2x4 contest
- December 11 is our Christmas party (remember to make an ornament)

At our general meetings we set up a “problem” box at the back table, near Paul and Patty. Feel free to submit a woodworking question or problem, and I will read it during the second half of the meeting. Hopefully someone else in attendance can provide an answer, or advice. If you include your name and we aren't able to provide help at the meeting, I will try to get the answer for you afterwards.

Be safe during your summer travels. And remember to stay hydrated.

Ann

annsentinella@gmail.com; 443-742-7037

July Monthly Meeting

**Thursday, July 10th, 2024, 7:00PM
Davidsonville United Methodist Church
819 W Central Ave, Davidsonville, MD 21035**

Please join us for our monthly meeting of the Guild. Please consider contributing to the “show-n-tell.” If you have an item you wish to show bring it to any meeting, leave it on the front table. There you will find a sign up clip board. Please write your name and description of the item. When your turn comes describe your project including wood species, finish, special techniques you used and any unusual problem you had to solve. Your presenting time should be less than three minutes.

If you want to show off a project that is too large to bring to the meeting you have the option of showing your work via video or pictures. The three minute limit applies. If you want to present a video or pictures at the meeting contact Chris Desautels before the meeting date at: Christopher.desautels@gmail.com or 301-332-8490.

July Speaker Dwayne Vogel

Dwayne Vogel was born and lives in Odenton, Maryland. In 1996 he attended the National Institute of Wood Finishing program at Rosemont, Minnesota. Immediately following graduation Dwayne went to work for Hastings Architectural Restoration, Inc. located in DC and stayed for 14 years. He worked there as a wood restoration specialist performing tasks from simple wood refinishing to complex historical wood preservation as well as many other types of wood finishing and reservation jobs.

In 2009 he purchased Bullocks Furniture Restoration and is the sole owner and operator.

He plans to address the Guild about repair, refurbish and finishing plus the green paint removal he uses.



July Raffle

The July meeting's raffle will feature these fine items.



Quiet Waters Exhibition and Sale

The Fine Arts Committee of the Galleries at Quiet Waters Park has invited the Annapolis Woodworkers Guild to participate in their Holiday Artisan Market XIV, Exhibition/Sale. This invitational holiday event will take place in the Willow Gallery at Quiet Waters Park in Annapolis from November 19, 2025 – January 4, 2026. A reception will be held in the Galleries on Sunday, November 23, from 1:30 – 3:30 p.m. Food and beverages will be provided by the Fine Arts Committee.



AWG will pay a fee of \$50.00 which will cover gallery space, liquor license, and publicity. 25% of sales will support the Friends of Quiet Waters Park in their mission to maintain and enhance our local county park. The Guild can bring 25-35 pieces of work which

will then be intermixed with the work of other artisans to present a pleasing, boutique-style display. This is a browse-and-buy show (purchased items will be taken at the time of sale). The sale is staffed by volunteers for the Quiet Waters Fine Arts Committee so the artisan is not expected to be present through the fair which will be open daily for the duration of November 19, 2025 through January 4, 2026.

The artisan will price their items themselves and the Quiet Waters Committee keeps 25% of the proceeds, 25% goes to the AWG and the remaining 50% to the artist. Unsold items will be returned to the artist at the conclusion of the Market.

Items you wish to include in the sale can be brought to the October or November meeting and must be clearly marked with the artist's name, phone number and price for their item (considering the sale price split outlined above). Ann will discuss this event at the next meeting. Feel free to bring any questions or concerns to the meeting, Ann or the board.



June Meeting

In her first session as president, Ann Sentinella opened the meeting and acknowledged the other new board members, First Vice President Chris Bucknall, Secretary Tim Wilson and Treasurer Rodger Young. She also thanked former officers for their service.

Outgoing Second vice President Carl Wick presented an award for service to former President Jim Cowan.



Ann welcomed two new members, Judy and Mike Quevedo, who are Guild web master Tyler's Parents. She also read a list of members who have not yet claimed their badges and asked them to see Membership chair Harry Chavez

and passed around a copy of the membership list for members to review and make corrections. Harry will use it to update the records and the web site.

Former Treasurer Vince Antonioli presented the annual financial report, noting that the Guild's finances are in good shape.


Rick Hodgdon announced that eight of the donated white oak, sweet gum and sycamore slabs are still available for \$75. If you are interested, contact Rick to arrange pick up at his home in Upper Marlboro.

Finally, Ann announced the return of the 2x4 contest. The rules are simple: buy a 2 x 4 (pine wood); cut off a 2 foot section; make whatever you want.

You can paint or stain your project or leave it natural. You can embellish your project e.g., add sails for a boat, strings for a musical instrument; but **cannot** add any more wood. You may submit more than one entry for this contest. Your masterpiece must be completed by our November general meeting. A panel of judges (Jack Hirrlinger, Candee van Iderstine and Jim Menefee) will look at the projects during our meeting break, and announce the winner at the end of the November meeting. The prize for winning is a paid membership to AWG for 2026, and bragging rights of course.

June Speaker: Mike Jury

Mike Jury, maker of handcrafted heirloom furniture and twenty five year woodworker, spoke to the Guild about design and construction of post and rung chairs.




Post and rung chairs are just what the name implies – chairs constructed with posts and rails, with woven seats, assembled using round mortise and tenon joints. The designs are lightweight, durable and long lasting. They are made from hardwood, requiring a minimum of tools and featuring efficient use of materials. Mike prototypes his designs using ordinary dowels from the home center.

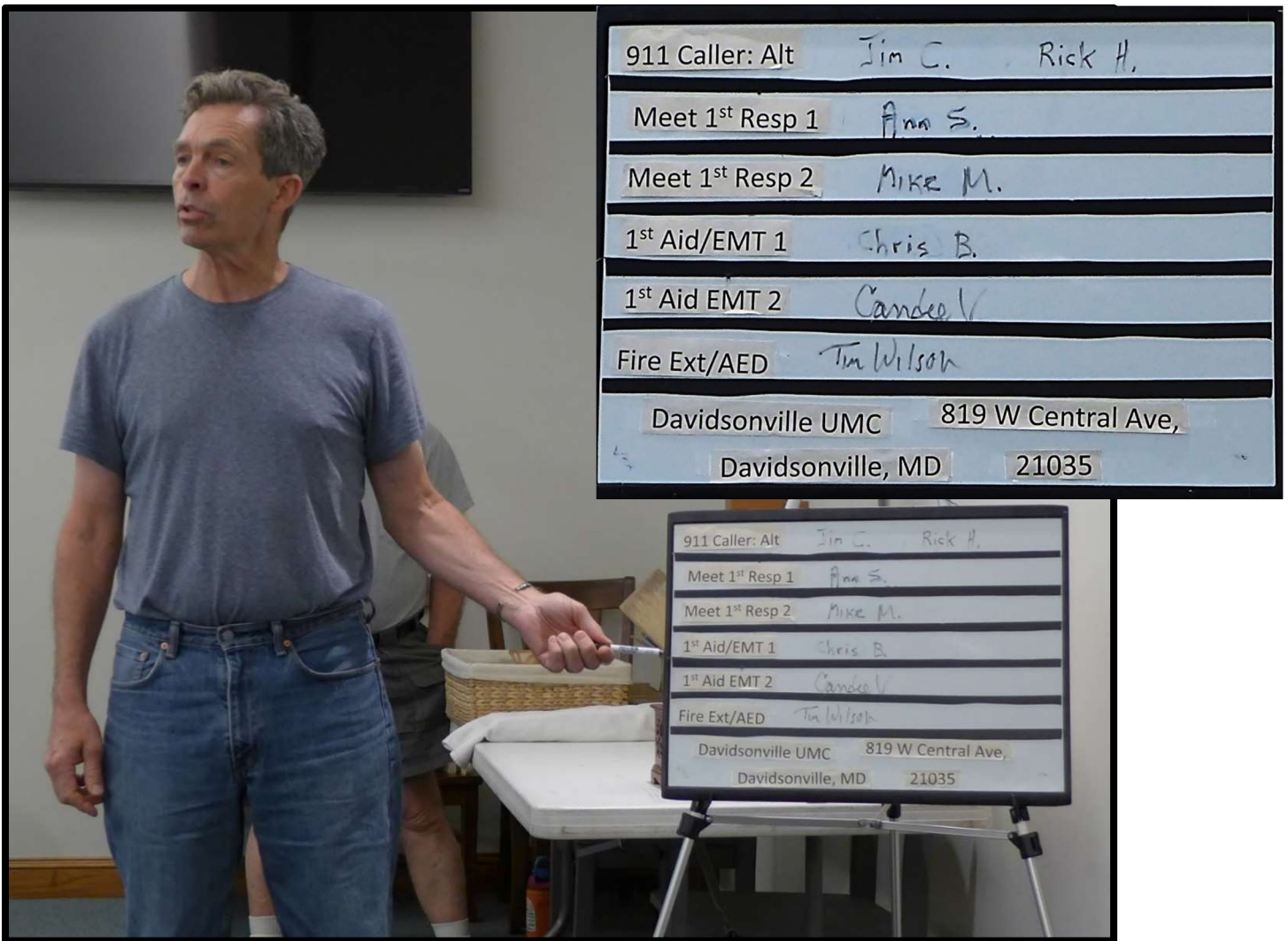
To make his curved components, Mike uses steam bending, bent lamination and sawing. His joints are a standard 5/8" diameter; mortises are cut with a brad point bit and he uses a wet tenon/dry mortise technique to assure tight joints. Where possible he shapes the members on a lathe, otherwise he uses draw knife and spoke shave.

Mike takes particular pleasure in the fine details like faceted post tops, exposed joinery and decorative slat pins. Seats are woven, using a variety of materials including flat reed, shaker tape, Danish cord and, when he can get it, hickory bark. For finish, Mike prefers paint (linseed oil based or milk paint), Osmo oil or shellac.

For anyone interested in design of post and rung chairs Mike recommends looking at the book selection of Lost Art Press.



Safety Brief




First Vice President Chris Bucknall used the occasion of his first safety brief to remind the members of the emergency sign up board and emphasize its importance. When an emergency occurs it is vital that you are prepared. He urged members to step up and sign up for one of the tasks on the board citing recent cases when many of the positions have been unfilled.

Show and Tell




Rodger made a small (6 x 10 ½ x 1 ¾") sacred object box for a friend. He made the box of cedar and he developed a method for cutting the very thin cedar strips that he needed. The box was finished with Osmo.

Ann Sentinella showed off two cutting boards that she made for her daughters. She finished them with Howard's Cutting Board Oil.



Bill Heath brought a beautiful scrollsaw box in rosewood.



Bruce Saylor made this amazing Frank Lloyd Wright inspired lamp.



Jim Francis talked about a table that he has been working on. He described the challenges in the precise tapers and joinery as well as the inlay.



Harry Chavez brought three boxes that he's made over the years. The middle box is a copy of a nineteenth century design.



Tim Wilson designed this staged step stool as an aide to assist elderly people to get up from the floor.



June Raffle Winner

Paul Dodson conducted the annual big raffle, asking Claire Cole to draw the winning ticket.



Ann Sentinella won the DeWalt 'Stealth Sonic' shop vac.



Cherry and Maple Cabinet

Chris Desautels has recorded a video, which he posted on YouTube, describing the design and construction of his latest project. It's a cabinet made out of cherry with veneers of cloudy maple and accents in black. It's his own design following his preference for a kind of a shaker-ish or Scandinavian style.

Panels are shop made plywood with maple finish. Accents are black walnut darkened with black dye. He turned the handles myself. The piece is finished with Osmo oil.

This is the work that was intended to show at the last meeting but there was no time for it. The link to the video is below.



https://www.youtube.com/watch?v=QPiak_Kfmlc

Tip of the Month

Routing a Wide Profile

I needed to rout a wide profile on the edge of a tabletop. Since the edge was curved, I couldn't use a standard edge guide to make the cut. So I decided to rout the profile in steps. This posed the problem of how to hold the router

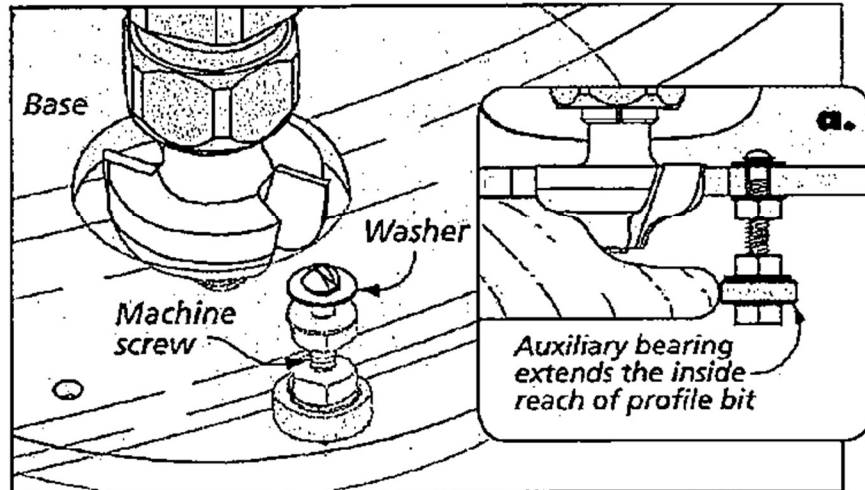
against the edge after the first profile was cut. I resolved the issue with this simple modification to the router base.

I attached a bearing through the router baseplate with a nut and bolt. Once you rout the profile nearest the edge with

a standard baseplate, then you can use the modified baseplate for the next rout. I just measured the width of the profile to find the location of the bearing. Then I attached it with a bolt and a couple of nuts.

Bruce McCorkle

Marysville, Washington



This month's tip is reproduced with the permission of Woodsmith Magazine.

Annapolis Makerspace

Need shop space?

Do you enjoy learning?

Want to meet other people like you?

Tools Available: Mitre Saw, Drill Press, Table Saw, Spindle Sander, Drum Sander, Band Saw, 20" Planer, Joiner, Various Hand Tools, 4x8ft CNC ShopSaber CNC Router, 100W CO Laser Cutter, 3D Printers, Cricut, SailRite Sewing Machine

Want to learn more?

Visit our website at:

www.MakeAnnapolis.org

Join Today!



facebook.com/AnnapolisMakerspace

[@annapolismakers](https://twitter.com/annapolismakers)

24 / 7 access is only \$65 per month

One on One Skills Classes and Instructors

Rick Hodgdon is setting up a program that will enable members to learn woodworking skills from experienced woodworkers in one-on-one settings. If you are interested in learning or improving your skills in the areas listed below, feel free to contact the instructor and schedule a session.

Member/Instructor	Skills	Email address
Rick Hodgdon	Veneering -- Table saw	mattaponiguy@gmail.com
Bill Carbin	Box Making	carbinwilliamj@yahoo.com
Chris Desautels	Chairmaking: Maloof and Windsor	christopher.desautels@gmail.com
Carl Wick	Basic Lathe Skills	cewick70@gmail.com
Bob Ashby	Routers, Shapers & Moulding	toolsrus1958@gmail.com
Paul Dodson	Scroll Saw, Basic woodworking, Shop Safety on any machine	pdwoodcrafts@verizon.net
Harry Chavez	Scroll Saw and Intarsia	harry.chavez@gmail.com
Adam Schmitt	General woodworking	scott@salanwoodbine.com
Dennis Harvey	Pen making	denharv@aol.com
Bill Kovalick	General woodworking / Adirondack furniture	bkovalick@gmail.com
Bill Schneck	Woodworking machine operations & safety, Basic joinery, dovetails mortise and tennon	mrwoodbutcher@comcast.net
Joe Epperson	Medium level woodworking	joedirt3478@outlook.com
Phil Christenson	Handcut dovetails, Tablesaw techniques	machristenson@aol.com

AWG Member Mentors

Want to learn a new skill? AWG has many member-mentors to help you. See the list below to con-tact one.

Have a vexing woodworking problem? There may be many other members with the same situation. AWG has a “problem box” where you can anonymously place your problem or question for discussion and possible solutions at the next meeting. You will find the box at a table near the meeting hall entrance door (when we are back in session at the church). Until then send your problems to the editor, President, or other AWG officer.

Last Name	First Name	Phone	E-mail	Mentor Subject
Ames	Don	410-268-0509	dfames@verizon.net	Use and maintenance of Edge Tools (planes, chisels, scrapers)
Ashby	Bob	410-969-2910	toolsrus58@comcast.net	Shapers, router tables and tooling for same
Chavez	Harry	410-863-5940	harry.chavez@gmail.com	Intarsia
Dodson	Paul	410-984-8488	pdwoodcrafts@verizon.net	Scroll saws and scrolling
Harvey	Dennis	240-463-4641	denharv@aol.com	Pen making
Hirrlinger	Jack	410-798-1339	tjhirr@verizon.net	Toys, tricks and puzzles
McDonald	Chris	410-326-1685	cmcdonald@thewavaz.com	Cabinets

AWG Officers

(June 2025 —May 2026 Term)

President – Ann Sentinella
1st Vice President – Chris Bucknall
2nd Vice President – James Cowan
Secretary – Tim Wilson
Co-Treasurers – Vince Antonioli and
Rodger Young
Tour Coordinator – Rick Hodgdon and
Rodger Young
Program Committee – Brian Parker, Sue
Springett, Bob Ashby, Art Mensch
and Carl Wick
Newsletter Editor – Duncan Adams

Historian - Open
Endowment Coordinator – Bill Carbin
Entertainment Coordinator – Paul Dodson
Out Reach – Candy Van Iderstine
Show & Tell Coordinator – Bill Carbin
Special Projects Coordinator – Open
Membership Chairperson – Harry Chavez
Charity Coordinator – Andy Borland
Webmaster – Tyler Quevedo
Education Chair – Paul Hansen
Church Liaison – Steve Lund

MEMBERSHIP and MEETINGS

Membership is open to all interested Woodworkers.

Annual Dues: Current members renew dues in January at \$50.

New members added during the course of the calendar year will be assessed dues that are a pro-rata portion of the remainder of the full calendar year during the month joined.

General Membership Meetings:

2nd Thursday of each month 7 PM

Davidsonville United Methodist Church

819 W Central Ave, Davidsonville, MD 21035

Executive Board Meetings:

4th Thursday of the Month at 7 PM

By phone/video until further notice

All are welcome at board meetings

Contact a board member for invitation

CONTACT INFORMATION

Correspondence:

Annapolis Woodworkers Guild

P.O. Box 6001

Annapolis, MD 21401

Website:

Annapoliswoodworkers.org

AWG's Supporting Vendors



Exotic Lumber Company

1610 Whitehall Road, Annapolis, MD 21409

410-349-1705 WWW.Exoticlumber.com



Rockler Woodworking & Hardware

12975 Fair Lakes Shopping Center Ste 2975
Fairfax, VA 22033

571-435-8030

<https://www.rockler.com/retail/stores/va/fairfax-store>



Somerset Door and Column Company

174 Sagamore Street, Somerset, PA 15501

800-242-7916 WWW.Doorandcolumn.com



Klingspor

2555 Tate Boulevard Southeast, Hickory, NC 28603

800-645-5555 WWW.Klingspor.com



American Woodcrafters Supply

212 East Main, Box G, Riceville, IA 50466

800-995-4032 WWW.Americanwoodcrafterssupply.com



Bruso Hardware LLC
67-69 Greylock Avenue
Belleville, NJ 07109
212-337-8510 WWW.Brusso.com



Lake Erie Toolworks
1234 Irwin Drive, Erie, PA 16505
815-528-4337
WWW.LakeErieToolworks.com/Pages/Club
10% Online Discount Code: **AWG10**



Würth Wood Group
6660 Santa Barbara Road
Elkridge, MD 21075
410-796-7600
WWW.Wurthwoodgroup.com



Hartville Tools
Hartville, OH
800-345-2396
WWW.Hartvilletool.com

MARYLAND SELECT HARDWOODS
7470 Mason Springs Road, La Plata, Maryland
301-743-2225 Dennis.Woodruffi@gmail.com

Timberline Farms Sawmill
Arnold Sewell, owner/operator
13000 Old Frederick Rd, Sykesville, MD
Phone (410) 707-0158