

# Colonial Woodcutter

December 2015




---

## INSIDE THIS ISSUE:

---

<i>President's Angle</i>	1
<i>Sawdust</i>	2-6
<i>Christmas Dinner</i>	7
<i>Guild Interest</i>	8-10
<i>November speaker</i>	11
<i>Show &amp; Tell</i>	12-15
<i>Mentor List</i>	16
<i>Wit &amp; Wisdom</i>	17
<i>Sponsors</i>	18
<i>Contact Info</i>	19

---



## President's Angle

Well, it seems that we have survived another Thanksgiving. Some of us had to let out our belts another notch.

Our Christmas Dinner is just around the corner. It will be held at the Elks Lodge, 2517 Solomon's Island Road, Edgewater, MD., 21037. **Date: December 10, 2015 at 6:00 PM.** I hope you have made arrangements to enjoy this memorable celebration.

After Christmas, our next event will be the 2016 Woodworkers Show held on Friday January 8, Saturday January 9, and Sunday January 10 at the Timonium Fairgrounds. Vicki Kunde has the display booth all ready for the show. A full roster of members has agreed to man our booth, and we will have our handiwork on display. Don't miss the show. There will be a lot of tempting new tools to buy.

To fill your idle time between now and the January 2016 AWG General Meeting, we are holding a contest to design a Bible Display Stand for the Davidsonville United Methodist Church. The winner of the contest will receive a \$50.00 Visa gift card. The details are included later in this Newsletter. See page 10.

The next regular AWG Guild meeting will be January 14, 2016 at 7PM at:

Davidsonville United  
Methodist Church  
819 Rt. 214  
Davidsonville, MD

The next AWG Board meeting will be December 17 at 7PM at:

Champion Realty  
541A Baltimore  
Annapolis Blvd  
Severna Park, MD

More info on page 19

# Experienced Sawdust

By Andy Borland

QUESTIONS AND ANSWERS WITH  
KARL HOKE

OUR AWG TREASURER

**Q. TELL US ABOUT YOURSELF:  
HOMETOWN, BACKGROUND, EDUCATION,  
PROFESSION, AND OTHER INTERESTS.**

My hometown is Millersburg, PA. I graduated from Penn State University with B.Sc and Iowa State University M.Sc in Animal Husbandry and Food Science. My career was with US Dept. of Agriculture, Washington, DC, for 36 years. I was involved in a wide variety of research studies in Animal and Food Technology and Marketing, often with Land Grant Universities which entailed world travel. Studies included developing US Grade Standards for livestock and meat, export marketing, transportation, refrigeration, and quality control. International projects were developed with France, Netherlands, Germany, Australia, Taiwan, Korea, Philippines and Venezuela.



**Q. WHAT GOT YOU INTERESTED IN WOODWORKING?  
HOW LONG HAVE YOU BEEN INTERESTED IN WOODWORKING?**

I liked being creative and working with my hands. Ever since I got involved in the 7th grade with Industrial Arts classes, which is over 70 years.

**Q. WHAT DID YOU EXPECT FROM THE GUILD AND DID WE  
AS A GUILD MEET YOUR EXPECTATIONS?**

When I moved to BayWoods of Annapolis, a retirement community, J.J. Smith, a past President of the Guild, invited me to work with him to develop the woodshop at BayWoods. I was able to bring many of my tools and equipment to add to the shop. He also introduced me to the Guild.

## **Q. WHAT ARE YOUR FAVORITE WOODWORKING PROJECTS?**

Working with chestnut lumber obtained from a rural schoolhouse and two barns. In the early years I made bookcases, stair railing, cabinets, and chestnut paneling for a cabin. In the 1960s and 70s I made furniture for my home—tables, desk, and cabinets from walnut and cherry. 1998 I made a chestnut colonial hutch. Recently I made a country-style dining table and bench with butterfly keys, a wine cabinet to house 24 bottles, and a jewelry cabinet.

## **Q. HAVE YOU RECEIVED AWARDS OR RECOGNITIONS FOR ANY OF YOUR WOODWORKING PROJECTS? IF SO, WHAT WERE THEY FOR AND FROM WHOM?**

Most of my projects were for family and friends. BayWoods of Annapolis honored me with a brass plaque for my leadership with a retired Naval Architect to design and oversee the building of a 700-foot Ipe boardwalk connecting the BayWoods main building to the Chesapeake Bay waterfront. My greatest satisfaction is obtained from family members and others who appreciate my wood-working skills for useful items or repairs.

## **Q. WHAT OR WHO HAS INFLUNCED YOUR WOODWORKING INTEREST?**

The Industrial Arts classes from 7<sup>th</sup> grade through high school provided me with excellent teachers. A school board member recognized my interest and offered me to apprentice at his shop after school and on weekends. In my senior year of high school, I obtained the lumber from a large cherry log felled by a road crew. Several local sawmills provided the means for sawing logs into lumber. I built a cherry cedar chest and several bookcases.



**WINE CHEST**



Trestle Table

**Q. WHAT WOOD-WORKING PUBLICATIONS DO YOU READ AND WHICH ONE DO YOU REFER TO MOST OFTEN?**

I am a charter subscriber to Fine Woodworking and have collected a library of reference books.

Bellows



**Q. ARE YOU DOING ANYTHING SPECIAL NOW THAT GIVES YOU GREAT JOY?**

Building a walnut and butternut chest of drawers with hand dovetail joints. Also making toy golf carts with other residents for charity and for gifts.

In the past few years I have done furniture restoration, including clocks, bellows, chairs, and a whiskey chest. Also, I was commissioned to make two teak end tables for one of our residents.



Captain's Chair

**Q. YOU DO A REALLY FINE JOB AS TREASURER. CAN YOU WANT TO TELL US A LITTLE ABOUT THAT JOB?**

As treasurer I collect dues and monies for events like the Christmas party. I make Board- approved payments such as hall rental, bills for education programs and other special projects. I prepare a monthly financial statement on Excel, maintain paper records in log books, prepare state and federal tax statements and maintain bank accounts. The First National Bank for our checking account has a convenient branch for me, located across the hall from the wood shop where I spend many hours most days.

**Q. DESCRIBE YOUR WORKSHOP AT BAYWOODS, LOCATION, SIZE, POWER TOOLS, IMPORTANT HAND TOOLS, JIGS COMMONLY USED AND IS THERE ANYTHING UNUSAL ABOUT YOUR SHOP?**

The BayWoods shop is 36 x 29 feet. It is located on the first floor of the central clubhouse area and has access from the adjacent parking garage. A cage area for lumber storage is located in the parking garage. The shop was developed by J.J. Smith and myself. It is climate controlled with air conditioning and heating. A central dust collection system is activated when a machine is turned on. Equipment includes: 10" table saw, 14" planer, 6" jointer, DW chop saw, 2 drill presses, router table, 2 lathes, 14" band saw, bench grinder, 3 belt sanders, 3 routers, 2 portable vacuums, and many hand tools and accessories for the power machinery. All tools and machinery were donated by J.J. Smith, myself, and other residents. I believe

the BayWoods woodshop is the finest shop in retirement communities nearby.



Rustic Bench

Coffee Table



**Q. WE KNOW YOU WERE PART OF THE GROUP FROM OUR GUILD THAT MADE BIRD HOUSES THAT CHILDREN COULD PUT TOGETHER. WOULD YOU TELL US ABOUT THAT EXPERIENCE?**

The group of enthusiastic BayWoods retirees assisted in cutting the parts for the bluebird houses. Last year a 91- year- old resident delighted in participating. This month, I am enjoying working with new residents who want to work in the shop. One of our projects is completing about 40 toy golf carts for charity and for donations from residents who request this toy. For several years I participated in a local elementary school craft fair where children were allowed to make creative things with wood scraps.



Hutch



Chest



Workbench



Liquor Chest

# **AWG ANNUAL CHRISTMAS DINNER**

**DEC 10, 2015**

**ANNAPOLIS ELKS LODGE #622**

**2 PYTHIAN DR.**

**EDGEWATER, MD 21035**

**TIME: 6:00 PM**

**COST: \$35.00 PER PERSON**

**LIVE MUSIC PROVIDED BY: KARL AND THE TERMITES**

## **BACK BY POPULAR DEMAND: CHRISTMAS ORNAMENT EXCHANGE**

**EACH MEMBER WILL BRING A CHRISTMAS ORNAMENT. ONE PER FAMILY AND MUST BE GIFT WRAPPED. WE WOULD PREFER THAT THE ORNAMENT BE HOME-MADE BUT YOU MAY PURCHASE ONE IF YOU DON'T FEEL CRAFTY. IF YOU FAIL TO BRING AN ORNAMENT YOU WILL NOT RECEIVE ONE.**

**WHEN YOU ENTER THE CLUB WE WILL HAVE A TABLE OUTSIDE THE BANQUET ROOM. THERE WILL BE AN ASSISTANT AT THE TABLE. PLEASE STOP AT THE TABLE AND RECEIVE YOUR ENVELOPE AND DROP OFF YOUR ORNAMENT. ALL ORNAMENTS WILL BE COLLECTED AT TIME OF ENTRY. YOU WILL RECEIVE AN ORNAMENT AT THE END OF THE DINNER. WE GUARANTEE YOU WILL NOT GET YOURS BACK.**

## **CHARITY TABLES:**

**WE ARE LOOKING FOR HOMEMADE TOYS AND GIFTS FOR BOYS AND GIRLS OF ALL AGES. THREE TABLES WILL BE SET UP TO DISPLAY THE DONATIONS. PLEASE DISPLAY ONE SAMPLING OF EACH ITEM.**

## **RAFFLES:**

**IN YOUR ENVELOPE YOU WILL FIND YOUR TICKET NUMBER. WE ARE LOOKING FOR A LOT OF GIFTS TO BE DONATED FOR THE RAFFLE. BRING AS MANY HOMEMADE ITEMS AS YOU WOULD LIKE. IT WOULD BE GREAT FOR EVERYONE TO GO HOME WITH A GIFT. GIFTS CAN BE WRAPPED OR UNWRAPPED.**

## **SIGN UP**

**DEADLINE FOR SIGNING UP IS NOVEMBER 30, 11:59PM. THERE ARE 3 WAYS YOU CAN SIGN UP FOR THE DINNER. 1) YOU MAY SIGN UP AT THE NOVEMBER GENERAL MEETING. 2) GO TO THE WEBSITE AND PAY USING PAYPAL. 3) MAIL A CHECK TO KARL HOKE (TREASURER). BE SURE TO PROVIDE THE NUMBER OF HOW MANY GUEST YOU ARE BRINGING. PLEASE PROVIDE NAMES SO WE CAN PROVIDE THEM WITH AN ENVELOPE WITH TICKET NUMBER.**

**NOTE: IF YOU HAVE ANY QUESTIONS PLEASE CONTACT PAUL DODSON, EVENTS COORDINATOR.**

## Guild Interest



Paul and Deborah Dotson, far left, and Rich Valentich, second from right, upon completion of their pyrography class at Troy Beall's The School at Annapolis Woodworks.

### Item Request for Timonium Woodworking Show.

I have about 20 items to display at this year's wood show. I would like to have more items that would fit in the furniture booth. This year's booth will be configured differently and your items will be displayed much better. If you have something that will work, please let me know before the dinner next Thursday. I would appreciate it very much. Contact me at [VLKunde@gmail.com](mailto:VLKunde@gmail.com)



## ENJOYING YOUR GRANDCHILDREN

My Grandson needed to do a project for Cub Scouts with some tools. The ones recommended were a hammer, saw, etc. Ben had already done some work with a scroll saw, so I put him on the band saw. He wanted to cut out six Boy Scout shapes for each boy in his den to decorate. At first he was timid, as seen in the first photo. By the third one he was very confident cutting out the shapes. Afterwards, he sanded all the shapes so they could be painted. I really enjoyed my time in the shop with my grandson. Try it, it is a blast.



Article and photos by Andy Borland.

# Guild Interest

## **PROJECT: Design a Bible Stand for the Davidsonville United Methodist Church**

Location:	Indoors, in meeting room
Space Available:	42" wide by 20" deep
Design:	Floor mounted
Bible Dimensions:	3-1/2" by 16" by 11-1/2". Bible will be displayed closed.
Height:	Adam Schmitt suggests about 40" high
Top & Bible Support:	To be sloped from back to front.
Top:	Clear glass or acrylic and hinged, with UV protection.
Material:	Oak
Finish:	Clear
Lock:	To be determined.
Cost:	The Church will pay for materials.
Conditions:	Submit your proposed design at the January AWG General Meeting.

The winner will be announced at the February AWG General Meeting. The prize will be a \$50.00 Visa gift card to be awarded the same time.

## **Working Wood in the 18th Century**

Colonial Williamsburg and Fine Woodworking are co-sponsoring this annual event in January, 2016. This year's topic is "The Pursuit of Happiness: Furniture for Leisure and Entertainment." You need to register early. More information at [history.org](http://history.org).

## November's Speaker



Doug Mar with two of his very impressive carved birds.

# Show & Tell

Photos by Andy Borland & Candee Van Iderstine.




Jack Hirrlinger shows the mechanics of his pull toy truck



Candee Van Iderstine demonstrates her balancing wine bottle holder.



Dave Tate shows his finger joint keepsake box.






One of three colonial-style benches made for the Hammond Harwood House. All three benches have been delivered.



Standing; Dave Tate, Rich Valentich, Jim Church, Paul Hansen  
Seated; Fred Goldstein



An inventive use of wine corks by Doug Pringle.



Jim Francis holds his small Federal table.



Hugh Houghton explains how to stabilize pen blanks and burls.



Don Ames displays his knick-knack shelf.



Rick Hodgdon with his full size cross made for the church where our meetings are held.



Bill Kovalick's Adirondack chair occupied and vacant.




Chris McDonald displays some of his marquetry efforts.





Rich Ellery goes home with the \$50.00 Lowe's gift card.



Tom Dettweiler walks away with a very nice paduca board

Photos by Candee Van Iderstine



## Mentor List

Last	First	Phone	E-mail	Mentor Subject
Ames	Don	410-268-0509	dfames@verizon.net	Use and maintenance of Edge Tools (planes, chisels, scrap-
Applegate	Patrick	410-426-8287	pappleg@jhmi.edu	Finishing with Shellac (brushed and padded)
Arndt	Michael	410-551-8588	MarylandWood-Pro@gmail.com	General wood finishing and finish restoration/repair
Ashby	Bob	410-969-2910	toolsrus58@comcast.net	Shapers, router tables and tooling for same
Borland	Andy	410-647-1242	AHBorland@aol.com	Box making
Chavez	Harry	410-863-5940	harry.chavez@gmail.com	Intarsia
Dodson	Paul	410-760-5382	pdwood-crafts@verizon.net	Scroll saws and scrolling
Hirrlinger	Jack	410-798-1339	tjhirr@verizon.net	Toys, tricks and puzzles
Luck	Jim	410-647-6622	jfl639@verizon.net	Inlay and shaker boxes



**Oak, Red (plain sawn)**  
(*Quercus rubra*)



Red Oak is one of the most abundant of our domestic hardwoods. It is open grained and in its plain sawn form expresses a very strong “Cathedral” type grain pattern. The heartwood is reddish tan to brown and very uniform in color. Its sapwood is lighter in color. Red Oak is also available rift sawn which produces a very uniform straight grained effect. It is also quarter-sawn producing a straight grain but with the “flake” of the medullary ray accented.

Source:

Architectural Woodwork Institute  
46179 Westlake Drive, Suite 120  
Potomac Falls, Va 20165  
571-323-3636    awinet.org

## Support Our Sponsors

---

<b>Wurth Wood Group</b>	<b>Hartville Tools</b>	<b>Exotic Lumber Co.</b>
<b>6660 Santa Barbara Rd.</b>	<b>Hartville, OH 44623</b>	<b>1610 Whitehall Rd.</b>
<b>Elkridge, MD 21075</b>	<b>Hartvilletool.com</b>	<b>Annapolis, MD 21409</b>
<b>800-935-6229</b>	<b>800-345-2396</b>	<b>410-349-1705</b>

---

<b>World of Hardwoods</b>	<b>Brusso Hardware LLC</b>	<b>Klingspor</b>
<b>809 Barkwood Ct.</b>	<b>67-69 Greylock Ave</b>	<b>2555 Tate Blvd. S.E.</b>
<b>Suite #1</b>	<b>Belleville, NJ 07109</b>	<b>Hickory, NC 28603</b>
<b>Linthicum, MD 21090</b>	<b>Brusso.com</b>	<b>Klingspor.com</b>
<b>410-636-3991</b>	<b>1-212-337-8510</b>	<b>800-645-5555</b>

**Somerset Door &  
Column Company**  
**174 Sagamore St.**  
**Somerset, PA 15501**  
**Doorandcolumn.com**  
**800-242-7916**

**American Woodcrafters Supply**  
**212 East Main, Box G**  
**Riceville, IA 50466**  
**Americanwoodcrafterssupply.com**  
**1-800-995-4032**

---

## OFFICERS

The Executive Officers for May, 2015- May, 2016 are:

President – Bill Carbin <president@annapoliswoodworkers.org>

1st Vice President – Will Hottle <vp1@annapoliswoodworkers.org>

2nd Vice President – Fred Oakes <vp2@annapoliswoodworkers.org>

Secretary – Phil Carroll <secretary@annapoliswoodworkers.org>

Treasurer – Karl Hoke <treasurer@annapoliswoodworkers.org>

Membership Chairman – Sandy Ashton <memchair@annapoliswoodworkers.org>

Program Chairman – Richard Hodgdon <progchair@annapoliswoodworkers.org>

The other officers are:

- Newsletter Editor – Ritch Valentich <news@annapoliswoodworkers.org>
- Education Chairmen – Pat Applegate & Mike Arndt <educhair@annapoliswoodworkers.org>
- Librarian – Lloyd Gleason <libr@annapoliswoodworkers.org>
- Endowment Coordinator – Mike Arndt
- Entertainment Coordinator – Paul Dodson
- Show Coordinators– Paul Dodson & Vicki Kunde
- Show & Tell Coordinator – Jack Hirrlinger
- Special Projects Coordinator – Harlan Ray
- Tour Coordinator – Harlan Ray
- Charity Coordinator – Vicki Kunde
- Historian - Jim Francis
- Webmaster - Dave Tate

General Membership Meetings:

2nd Thursday of each month 7 PM

Davidsonville United Methodist Church

#819, Route 214, Davidsonville, MD

Executive Board Meetings:

4th Thursday of each month 7PM

Champion Realty

541A Baltimore Annapolis Blvd

Severna Park, MD

Annual Membership Dues \$35

Due on the anniversary of the date you joined AWG.

## Website

[annapoliswoodworkers.org](http://annapoliswoodworkers.org)

Address correspondence to:

Annapolis Woodworkers Guild

P.O. Box 6001

Annapolis, MD 21401