

# The Colonial Woodcutter

## The Newsletter of the Annapolis Woodworkers Guild

Meeting 7:00 PM October 10th, Davidsonville United Methodist Church

### October Meeting

Kevin Brennan of Minwax about  
their new water based stains



October 2024

## Contents

October 2024 President's Message.....	3
The Guild's 2024 Christmas Dinner .....	3
October Monthly Meeting.....	4
October Speaker: Kevin Brennan .....	4
October Raffle Items .....	4
September Meeting.....	5
September Speaker: Don Becker .....	6
Show and Tell .....	8
September Raffle Winners.....	11
Exploring Affiliation with Annapolis Maker Space.....	12
Home Owners Show at the Byzantium Center .....	13
Next Outreach, October 19th .....	14
Safety First.....	14
Tip of the Month.....	15
One on One Skills Classes and Instructors.....	16
AWG Member Mentors .....	17
AWG Officers .....	18
AWG's Supporting Vendors .....	19

### *Newsletter Submissions*

If you have new projects, tools or fixtures that may interest to others, or if you have found a wood related news story, please share them with the Guild. Send a description, with pictures if possible, for inclusion in the Colonial Woodcutter to the editor, Duncan Adams at [duncanladams@gmail.com](mailto:duncanladams@gmail.com). Items submitted by the first Thursday of the month will be published.

Many thanks to those who contributed to this month's issue.

# October 2024 President's Message

Dear fellow members,

I've never felt that I was the sharpest knife in my mothers' kitchen, but I have learned a few things along the way. One thing that sticks out is that when your wife and son tell you to go buy a new truck, listen to them! During my "homework" phase of looking for what I wanted to buy, I would ask people driving various styles how they liked their vehicles. I frequently heard, "I love it." When asked about our new house, or our new Sawstop table saw, we often reply, "I love it." Contrasting this, we might answer a question about a recommendation for a contractor with, "I use..." I read something once where this is absolutely backwards and I couldn't agree more. We're supposed to Love *PEOPLE* and Use *THINGS*. If we solved this little problem, I'd bet the world would be in better shape.



Something that expresses love, or fondness is an expression of appreciation. One thing that always frustrated the hell out of me were people in positions of supervision that would never express any form of acknowledgement or appreciation. Many, if not most times, a supervisor or manager is not in a position to reward someone monetarily with a raise or a bonus, but it doesn't cost more than a few moments of observation and recognition to share an expression of appreciation for a person going the extra mile. Staying late to finish up an important project, coming in to work on a Sunday to get a down machine back up and running for Monday morning. The boss saying "man you really saved us. I really appreciated you going above and beyond"

I don't want to call out specific names of some of our guild members here, but I think and hope you know how much I appreciate you for the time and efforts you give to the guild. It's a pleasure to know you!

Jim

## The Guild's 2024 Christmas Dinner

In accordance with tradition the December Guild meeting will be the annual Christmas dinner. The event will be Thursday December 12th at the Annapolis Elks Lodge, 2 Pythian Drive, Edgewater. Tickets are \$50 per person and must be purchased by November 28th.

For tickets send a check to Treasurer Vince Antonioli, 23408 Neck Road, Aquasco, MD 20608, or give it to him in person at the monthly meeting.



# October Monthly Meeting

Thursday, October 10th, 2024, 7:00PM

Davidsonville United Methodist Church

819 W Central Ave, Davidsonville, MD 21035

Please join us for our monthly meeting of the Guild. Please consider contributing to the “show-n-tell.” If you have an item you wish to show bring it to any meeting, leave it on the front table. There you will find a sign up clip board. Please write your name and description of the item. When your turn comes describe your project including wood species, finish, special techniques you used and any unusual problem you had to solve.

If you want to show off a project that is too large to bring to the meeting you have the option of showing your work via video or pictures. If you want to present a video or pictures at the meeting contact Chris Desautels before the meeting date at: [Christopher.desautels@gmail.com](mailto:Christopher.desautels@gmail.com) or 301-332-8490.

## October Speaker: Kevin Brennan

Kevin Brennan represents Minwax finishing products and will address the Guild about their new water based stains. They are available as opaque and semi-transparent varieties in a range of colors.

## October Raffle Items

Members attending the meeting will have a chance to win one of these three great items.



Ingra wheel kit



Wood River Marking Gauge



Rockler \$50 gift card


# September Meeting

President Jim Cowan opened the meeting with a couple of important announcements. First, the annual Christmas dinner is scheduled for Thursday December 12th at the Annapolis Elks Lodge. Tickets are \$50 per person and must be purchased by November 28th. For tickets contact Vince Antonioli (vincentantonioli1969@gmail.com).

Jim also noted that the Guild's DVD/CD library is being decommissioned and the collection will be brought to the October meeting and discs will be available to members on a "free to a good home" basis.

On September 19th there will be a meeting with the Annapolis Makerspace to explore areas where they and the Guild can cooperate. Results will be presented at the October meeting.

Rick Hodgdon announced the dates for the inlay class with Bruce Saylor. There will be three classes with five seats in each in October 4th, 9th and 19th, held in Rick's shop in Upper Marlboro, MD. The cost for the six hour sessions has not been finalized, but will be about \$30 and includes lunch.




Candee van Iderstine reported on the July outreach event which attracted a lot of attention and resulted in at least one person coming to the September meeting.

She also passed around sign-up sheets for members to staff booths at outreach events in September (28th and 29th at the home show at the Byzantium Center on Riva Rd.) and October (19th at the craft show in Hyattsville Green Center).

## September Speaker: Don Becker

Don Becker is a lifelong artist who started as a puppet maker and puppeteer. His early work was in sculpting polymer clay puppets until at age forty his father gave him a log and a chain saw and told him to make something. That first attempt (pictured below) set him on a path of working in wood making toys, marionettes, dolls and, most recently, automata.




Above: Drift wood rhino





Above: The stages of action of "Blah to Fabulous Woman"



Left: The works of this automaton



Don does all his carving by hand mostly with a straight carving knife. He applies a coat of gesso before painting.

## Show and Tell

Chris Desautels shared his experiments with new finishes that cure with ultraviolet light (uV). The products he tested are from Clean Armor (<https://www.cleanarmor.com/wood-coatings>), and he found that they are very easy to use and produce an excellent finish that is wear resistant and chemical proof. While pricey at about \$150 per quart, it goes a long way because it is 100% finish and no solvents. It comes in several varieties including sealers and finishes and it cures under a LED uV lamp in two minutes. You can get a lamp with the appropriate uV wavelength for about \$300.



Duncan Adams made two of these Christmas calendars for his daughters. They were made to replicate one given to his daughters by his grandmother. By making two new ones each of the daughters can have her own. The frame is constructed of poplar and finished with gloss spray paint.





Carl Hoke used the wood from a walnut tree that had been cut down near his garage to make two inlaid federal style card tables. The one pictured will be a wedding present for his grandson.

Bill Schneck talked about the results of experiments with Tite Bond II and small veneer projects. In a discussion with Bob Benke of Tite Bond when he was here as a speaker Bill learned that it is possible to use Tite Bond II as a form of heat activated contact cement. By applying a thin coat of TBII to the veneer and the base, letting them dry they can be bonded by using the heat of a clothes iron on the cotton setting. Bill tried it on several pieces and found that it worked very well on small pieces like box lids.






Ken Davis brought a walking stick made from a length of monkey vine which he engraved using his newest toy, the Customizer Professional Engraving Pen from Culiaw. It is a micro rotary tool which comes with diamond bits for hard materials and a carbide bit for wood.



Ken also showed off his most recent project, a roubo book stand cut from a cherry board. He's still in the process of burning a tree of life design on it.



# September Raffle Winners

Paul Dodson conducted the monthly raffle.

The three members who won are pictured below.



Inkra wheel kit and Rockler hat

Carl Wick

Keystone 4" sanding star

Lloyd Gleason

Rockler \$50 gift card

Bill Carbin

# Exploring Affiliation with Annapolis Maker Space

On September 19th a delegation of ten Guild board members, including President Jim Cowan, Second Vice President Carl Wick and Treasurer Vince Antonioli, visited the Annapolis Maker Space shop on Hudson Street. There they met with officers of the Maker Space to discuss ways that they and the Guild can combine our resources to the benefit of both organizations. Most of the discussion was in the area of education, particularly with respect to Guild members using the Maker Space to host classes for members of both groups. Future meetings will determine specific plans.

Like AWG, the Maker Space is a 501(c)3 nonprofit with about 90 members, which has been around for seven years. Their new shop has 1600 square feet space. While their members represent a variety of crafts they have heavily woodworking oriented since opening. The highlights of their equipment include a Sawstop with router table attachment, a band saw, drill press, drum sander, jointer, a 20" planer, various hand tools and a small bench top lathe. In addition to the traditional tools, they also have a massive 4ft x 8ft CNC router, and a 100W CO2 laser cutter/engraver. Some of these tools can be seen in the pictures below.



# Home Owners Show at the Byzantium Center

Candee Van Iderstine organized a Guild outreach activity at the Home Owners Show at the Byzantium Center September 28th and 29th, 2024. She has reported that eighteen people signed up to indicate that they were interested in what the guild had to offer. She will contact all of them before the next meeting to get them enthused about what to expect there.

Candee reports that for each person who signed up, we engaged four or five more, so roughly 80-100 people over the two day event. Hopefully some will come and will actually join!



Shout out to the volunteers that gave up their weekend time to come and represent the guild for this event.

Thank you so much for the support:

Jim Cowan  
Ann Sentinella  
Philip Christenson  
Claire Cole  
Ken Davis  
Ken Gilmore  
Vincent Antonioli  
Chef Demetrios  
Paul Hansen

# Next Outreach, October 19th

Candee Van Iderstine is requesting volunteers for the next outreach which is scheduled for Oct 19th. The event is the Green Summit, sponsored by the Department of Energy and Prince George's County Parks. The location is David C. Driskell Community Park, 3911 Hamilton Street, Hyattsville, MD 20781.

Candee needs two volunteers for each of two shifts: 10:30 AM set up to 1:00 PM and 1:00 PM to 4:00 PM.

The web page for the event has a flier and a YouTube on last year's event if you are interested. <https://www.princegeorgescountymd.gov/departments-offices/environment/resourceevents/green-summit>

This is the last outreach event scheduled at this time. After this event, we can figure out how many total people expressed interest and how many people actually joined and assess the results of the program. Candee will give a report at the January meeting.

## Safety First

As 1<sup>st</sup> VP of the Annapolis Woodworker's Guild, I was informed that part of my responsibilities was to provide safety tips to our guild members on a monthly basis. I will attempt to do this on a regular basis, beginning with the month of October.

So, here goes....

As the weather gets cooler, we will likely wear more layers as we work in our shops. We may grab a flannel shirt or a sweatshirt and go to our workspaces. **Be aware of your surroundings.** Be aware that flannel shirts that are not buttoned, or sweatshirts that are baggy, could get caught on the edge of a workbench, or a piece of wood hanging over the edge of a shelf or table. Worse yet, loose clothing can become snagged by a moving/spinning part of your equipment, whether it's a saw blade, a chuck on a lathe, or a belt on a sander. Accidents happen quickly, and machines are unforgiving. So, as we add layers to protect us from the chill air, remember to protect yourself from your equipment. Snug layers (snug as a bug in a rug) are safer than loose layers.

Ann Sentinella



**Annapolis Makerspace**

Need shop space?  
Do you enjoy learning?  
Want to meet other people like you?

Tools Available: Mitre Saw, Drill Press, Table Saw, Spindle Sander, Drum Sander, Band Saw, 20" Planer, Joiner, Various Hand Tools, 4x8ft CNC ShopSaber CNC Router, 100W CO Laser Cutter, 3D Printers, Cricut, SailRite Sewing Machine

**Want to learn more?**  
Visit our website at:  
[www.MakeAnnapolis.org](http://www.MakeAnnapolis.org)

**Join Today!**

facebook.com/AnnapolisMakerspace  
@annapolismakers

**24 / 7 access is only \$65 per month**

# Tip of the Month

## Kreg Base with Bench Dog

By: Erich Lage

This is a sturdy base that's added to your Kreg jig to get you working on pocket joinery faster.

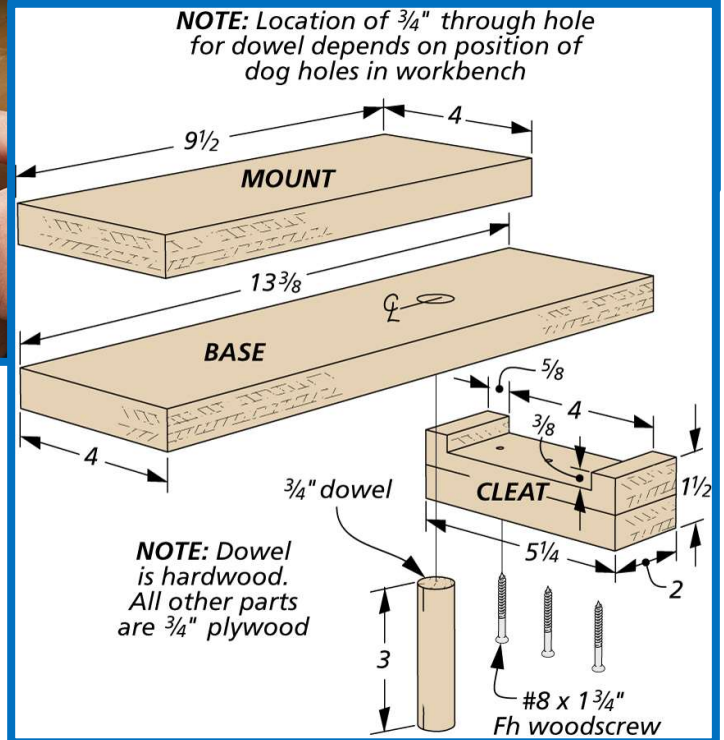
Lately, I've been making a lot of projects using pocket-hole joinery. I don't have the workbench space to dedicate to a permanent setup. But clamping and unclamping the jig on my



workbench was getting old. My answer was a simple portable platform.

Just three pieces of plywood and a dowel are all that's required. The largest piece is the base. It supports the mount that the platform is attached to. A cleat screwed to the base from underneath prevents the whole unit from spinning while in use.

As you see above, a dowel locks it to the workbench.



This month's tip is reproduced with the permission of Woodsmith Magazine.

# One on One Skills Classes and Instructors

Rick Hodgdon is setting up a program that will enable members to learn woodworking skills from experienced woodworkers in one-on-one settings. If you are interested in learning or improving your skills in the areas listed below, feel free to contact the instructor and schedule a session.

Member/Instructor	Skills	Email address
<b>Rick Hodgdon</b>	Veneering -- Table saw	mattaponiguy@gmail.com
<b>Bill Carbin</b>	Box Making	carbinwilliamj@yahoo.com
<b>Chris Desautels</b>	Chairmaking: Maloof and Windsor	christopher.desautels@gmail.com
<b>Carl Wick</b>	Basic Lathe Skills	cewick70@gmail.com
<b>Bob Ashby</b>	Routers, Shapers & Moulding	toolsrus1958@gmail.com
<b>Paul Dodson</b>	Scroll Saw, Basic woodworking, Shop Safety on any machine	pdwoodcrafts@verizon.net
<b>Adam Schmitt</b>	General woodworking	scott@salanwoodbine.com
<b>Dennis Harvey</b>	Pen making	denharv@aol.com
<b>Bill Kovalick</b>	General woodworking / Adirondack furniture	bkovalick@gmail.com
<b>Bill Schneck</b>	Woodworking machine operations & safety, Basic joinery, dovetails mortise and tennon	mrwoodbutcher@comcast.net
<b>Joe Epperson</b>	Medium level woodworking	joedirt3478@outlook.com
<b>Phil Christenson</b>	Handcut dovetails, Tablesaw techniques	machristenson@aol.com



## AWG Member Mentors

**Want to learn a new skill?** AWG has many member-mentors to help you. See the list below to contact one.

**Have a vexing woodworking problem?** There may be many other members with the same situation. AWG has a “problem box” where you can anonymously place your problem or question for discussion and possible solutions at the next meeting. You will find the box at a table near the meeting hall entrance door (when we are back in session at the church). Until then send your problems to the editor, President, or other AWG officer.

<b>Last Name</b>	<b>First Name</b>	<b>Phone</b>	<b>E-mail</b>	<b>Mentor Subject</b>
Ames	Don	410-268-0509	dfames@verizon.net	Use and maintenance of Edge Tools (planes, chisels, scrapers)
Arndt	Michael	410-960-3239	MarylandWoodPro@gmail.com	General wood finishing & finish restoration/repair
Ashby	Bob	410-969-2910	toolsrus58@comcast.net	Shapers, router tables and tooling for same
Chavez	Harry	410-863-5940	harry.chavez@gmail.com	Intarsia
Dodson	Paul	410-984-8488	pdwoodcrafts@verizon.net	Scroll saws and scrolling
Harvey	Dennis	240-463-4641	denharv@aol.com	Pen making
Hirrlinger	Jack	410-798-1339	tjhirr@verizon.net	Toys, tricks and puzzles
Luck	Jim	410-647-6622	jfl639@verizon.net	Inlay and shaker boxes
McDonald	Chris	410-326-1685	cmcdonald@thewavaz.com	Cabinets

# **AWG Officers**

## **(June 2024 —May 2025 Term)**

President – James Cowan  
1st Vice President – Ann Sentinella  
2nd Vice President – Carl Wick  
Secretary – Jim Menefee  
Co-Treasurers – Vince Antonioli and  
Rodger Young  
Tour Coordinator – Open  
Program Committee – Brian Parker, Sue  
Springett, Bob Ashby, Art Mensch  
and Carl Wick  
Newsletter Editor – Duncan Adams

Historian - Open  
Endowment Coordinator – Bill Carbin  
Entertainment Coordinator – Paul Dodson  
Out Reach – Candy Van Iderstine  
Show & Tell Coordinator – Bill Carbin  
Special Projects Coordinator – Open  
Membership Chairperson – Tom Dettweiler  
Charity Coordinator—Andy Borland  
Webmaster— Tyler Quevedo  
Education Chair—Rick Hodgdon

### **MEMBERSHIP and MEETINGS**

Membership is open to all interested Woodworkers.

Annual Dues: Current members renew dues in January at \$50.

New members added during the course of the calendar year will be assessed dues that are a pro-rata portion of the remainder of the full calendar year during the month joined.

#### **General Membership Meetings:**

**2nd Thursday of each month 7 PM**  
**Davidsonville United Methodist Church**  
**819 W Central Ave, Davidsonville, MD 21035**

#### **Executive Board Meetings:**

**4th Thursday of the Month at 7 PM**  
**By phone/video until further notice**  
All are welcome at board meetings  
Contact a board member for invitation

#### **CONTACT INFORMATION**

Correspondence:

**Annapolis Woodworkers Guild**  
P.O. Box 6001  
Annapolis, MD 21401

Website:

**Annapoliswoodworkers.org**

## AWG's Supporting Vendors



### Exotic Lumber Company

1610 Whitehall Road, Annapolis, MD 21409  
410-349-1705 [WWW.Exoticlumber.com](http://WWW.Exoticlumber.com)



### Rockler Woodworking & Hardware

12975 Fair Lakes Shopping Center Ste 2975  
Fairfax, VA 22033  
571-435-8030  
<https://www.rockler.com/retail/stores/va/fairfax-store>



### Somerset Door and Column Company

174 Sagamore Street, Somerset, PA 15501  
800-242-7916 [WWW.Doorandcolumn.com](http://WWW.Doorandcolumn.com)



### Klingspor

2555 Tate Boulevard Southeast, Hickory, NC 28603  
800-645-5555 [WWW.Klingspor.com](http://WWW.Klingspor.com)



### American Woodcrafters Supply

212 East Main, Box G, Riceville, IA 50466  
800-995-4032 [WWW.Americanwoodcrafterssupply.com](http://WWW.Americanwoodcrafterssupply.com)



**Bruso Hardware LLC**  
67-69 Greylock Avenue  
Belleville, NJ 07109  
212-337-8510 [WWW.Brusso.com](http://WWW.Brusso.com)



**Lake Erie Toolworks**  
1234 Irwin Drive, Erie, PA 16505  
815-528-4337  
[WWW.LakeErieToolworks.com/Pages/Club](http://WWW.LakeErieToolworks.com/Pages/Club)  
10% Online Discount Code: **AWG10**



**Würth Wood Group**  
6660 Santa Barbara Road  
Elkridge, MD 21075  
410-796-7600  
[WWW.Wurthwoodgroup.com](http://WWW.Wurthwoodgroup.com)



**Hartville Tools**  
Hartville, OH  
800-345-2396  
[WWW.Hartvilletool.com](http://WWW.Hartvilletool.com)

**MARYLAND SELECT HARDWOODS**  
7470 Mason Springs Road, La Plata, Maryland  
301-743-2225 [Dennis.Woodruffi@gmail.com](mailto:Dennis.Woodruffi@gmail.com)

**Timberline Farms Sawmill**  
Arnold Sewell, owner/operator  
13000 Old Frederick Rd, Sykesville, MD  
Phone (410) 707-0158